





BOREALIS

DESCRIPTION: Slab **TEXTURE:** Klean-Bloc Wood

PALLET OVERVIEW - 5x30



PALLET OVERVIEW - 10x30



Klean-Bloc technology
See page 24.

NOTES

Palletized upright.

*For an authentic look, each color option is composed of a variety of darker & lighter tones. Natural ingredients such as granite are present within the recipe to allow for a range in tones, veining and textures from one stone to another.

In order to obtain a more realistic appearance to natural stone, wet cast (Stonedge collection) slabs are intended to have a slightly larger variance in their dimensions than dry cast slabs. See Notes for dimensional tolerances on page 35.

See page 35 to 37 for more technical information.
See page 29 for more information about applications.

IMPORTANT: When installing Borealis 5x30 or Borealis 10x30, it is recommended to have a gap between $\frac{1}{16}$ and $\frac{3}{16}$ in. (2 and 5 mm), between the units, to allow the sand to enter between each unit.


Specifications per pallet		Imperial	Metric
5" x 30"	Cubing	68 units	68 units
		70.83 ft ²	6.58 m ²
	Units	1.04 ft ²	0.10 m ²
	Approx. Weight	1 784 lbs	809 kg
	Number of rows	4	
	Coverage per row	17.71 ft ²	1.65 m ²
Linear coverage per row	Depth	7.08 lin. ft	2.16 lin. m
	Length	42.5 lin. ft	12.96 lin. m

Unit dimensions		in	mm	Units/pallet
	Height	2 ¼	57	68 units
	Width	5	127	
	Length	30	762	

Specifications per pallet		Imperial	Metric
10" x 30"	Cubing	34 units	34 units
		70.83 ft ²	6.58 m ²
	Approx. Weight	1 881 lbs	853 kg
	Units	2.08 ft ²	0.19 m ²
	Number of rows	2	
	Coverage per row	35.42 ft ²	3.29 m ²
Linear coverage per row	Depth	42.5 lin. ft	12.95 lin. m
	Length	14.2 lin. ft	4.33 lin. m


Unit dimensions		in	mm	Units/pallet
	Height	2 ¼	57	34 units
	Width	10	254	
	Length	30	762	

Smoked Pine Hazelnut Brandy Riviera



01 | Linear pattern

100% - 5x30



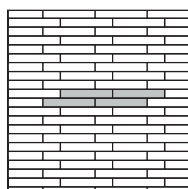
02 | Linear pattern

100% - 5x30




03 | Linear pattern

100% - 5x30




04 | Linear pattern

100% - 5x30




05 | Herringbone pattern

100% - 5x30



06 | Linear pattern

100% - 10x30



Patterns are for design inspiration only. The installer is responsible to calculate & purchase the correct amount of material.