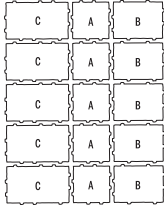




# PURE

**DESCRIPTION:** Paver **TEXTURE:** Beveled

## PALLET OVERVIEW



The use of permeable pavement systems throughout the world has proven effective in reducing storm water runoff while increasing infiltration rates as it returns the water to the environment. The use of permeable pavers also facilitates LEED® certification easier to obtain.







## NOTES

See page 33 and 101 for more technical information.

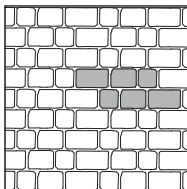
See page 30 for more information about applications.

**JOINT WIDTH:** 3/8" (10 mm)  
**% OF SURFACE OPENING:** 5.0 %  
**INFILTRATION RATE:** 726 in./hr  
 (18 440 mm/hr)

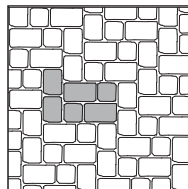
Specifications per pallet	Imperial	Metric
Cubing	<b>90 ft<sup>2</sup></b>	8.36 m <sup>2</sup>
Approx. Weight	3 175 lbs	1 440 kg
Number of rows	8	
Coverage per row	11.25 ft <sup>2</sup>	1.05 m <sup>2</sup>
Linear coverage per row	15 lin. ft	4.57 lin. m

	Unit dimensions	in	mm	Units/pallet
	Height	3 1/8	80	40 units
	Width	9	229	
	Length	9	229	
	Height	3 1/8	80	40 units
	Width	9	229	
	Length	12	305	
	Height	3 1/8	80	40 units
	Width	9	229	
	Length	15	381	

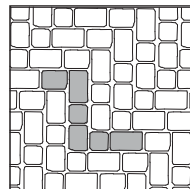
01 | Linear pattern



02 | Herringbone pattern



03 | Modified Herringbone pattern



Patterns are for design inspiration only. The installer is responsible to calculate & purchase the correct amount of material.

Chestnut Brown



Sandlewood



Champlain Grey



Shale Grey

