




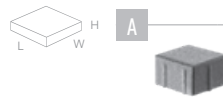
# INDUSTRIA 150 SERIES

**DESCRIPTION:** Paver **TEXTURE:** HD<sup>2</sup> Smooth or HD<sup>2</sup> Granitex

## PALLET OVERVIEW - 150x150



Specifications per pallet		Imperial	Metric
150x150	Cubing	<b>71.20 ft<sup>2</sup></b>	6.62 m <sup>2</sup>
	Approx. Weight	3 357 lbs	1 523 kg
	Number of rows	7	
	Coverage per row	10.17 ft <sup>2</sup>	0.95 m <sup>2</sup>
	Linear coverage per row	20.67 lin. ft	6.30 lin. m



Unit dimensions	in	mm	Units/pallet
Height	3 15/16	100	294 units
Width	5 7/8	150	
Length	5 7/8	150	

## NOTES


See page 62 to 64 for more technical information.

See page 30 for more information about applications.

All 150 Series items are on order only.  
Minimum order required: 2,000 sq. ft.  
Deposit required


### 01 | Linear pattern

100% - 150x150



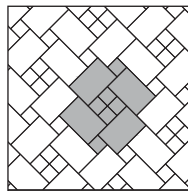
### 02 | Linear pattern

100% - 150x150




### 24 | Modular pattern

80% - 450x300 | 20% - 150x150





Patterns are for design inspiration only. The installer is responsible to calculate & purchase the correct amount of material.

Chestnut Brown HD<sup>2</sup> Smooth    Beige Cream HD<sup>2</sup> Smooth    Greyed Nickel HD<sup>2</sup> Smooth    Shale Grey HD<sup>2</sup> Smooth    Onyx Black HD<sup>2</sup> Smooth



Chestnut Brown HD<sup>2</sup> Granitex    Beige Cream HD<sup>2</sup> Granitex    Greyed Nickel HD<sup>2</sup> Granitex    Shale Grey HD<sup>2</sup> Granitex    Onyx Black HD<sup>2</sup> Granitex







# INDUSTRIA 200 SERIES

**DESCRIPTION:** Paver **TEXTURE:** HD<sup>2</sup> Smooth or HD<sup>2</sup> Granitex

## PALLET OVERVIEW - 200x200



## PALLET OVERVIEW - 200x400



### NOTES

See page 62 to 64 for more technical information.

See page 30 for more information about applications.

All 200 Series items are on order only.  
Minimum order required: 2,000 sq. ft.  
Deposit required

Specifications per pallet		Imperial	Metric
200x200	Cubing	<b>60.28 ft<sup>2</sup></b>	5.60 m <sup>2</sup>
	Approx. Weight	2 863 lbs	1 299 kg
	Number of rows	7	
	Coverage per row	8.61 ft <sup>2</sup>	0.80 m <sup>2</sup>
	Linear coverage per row	13.12 lin. ft	4 lin. m

Unit dimensions		in	mm	Units/pallet
	Height	3 15/16	100	140 units
	Width	7 7/8	200	
	Length	7 7/8	200	


Specifications per pallet		Imperial	Metric
200x400	Cubing	<b>60.28 ft<sup>2</sup></b>	5.60 m <sup>2</sup>
	Approx. Weight	2 862 lbs	1 298 kg
	Number of rows	7	
	Coverage per row	8.61 ft <sup>2</sup>	0.80 m <sup>2</sup>
	Linear coverage per row	Depth 6.56 lin. ft Length 13.12 lin. ft	2 lin. m 4 lin. m

Unit dimensions		in	mm	Units/pallet
	Height	3 15/16	100	70 units
	Width	7 7/8	200	
	Length	15 3/4	400	




### 03 | Linear pattern

100% - 200x200



### 04 | Linear pattern

100% - 200x400



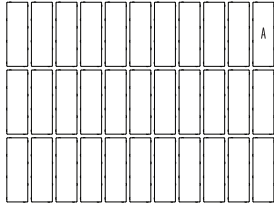
Patterns are for design inspiration only. The installer is responsible to calculate & purchase the correct amount of material.




# INDUSTRIA 300 SERIES

**DESCRIPTION:** Paver **TEXTURE:** HD<sup>2</sup> Smooth or HD<sup>2</sup> Granitex

## PALLET OVERVIEW - 300x100



## PALLET OVERVIEW - 300x150



### NOTES

See page 62 to 64 for more technical information.

See page 30 for more information about applications.

HD<sup>2</sup> Polished and HD<sup>2</sup> Granitex is made-to-order, minimum order of 500 sq. ft. Deposit required. HD<sup>2</sup> Smooth is in stock with shorter lead times.

Specifications per pallet		Imperial	Metric
300x100	Cubing	<b>74.59 ft<sup>2</sup></b>	6.93 m <sup>2</sup>
	Approx. Weight	3 412 lbs	1 548 kg
	Number of rows	7	
	Coverage per row	10.66 ft <sup>2</sup>	0.99 m <sup>2</sup>
	Linear coverage per row	Depth 32.48 lin. ft Length 10.83 lin. ft	9.90 lin. m 3.30 lin. m

Unit dimensions		in	mm	Units/pallet
	Height	3 15/16	100	231 units
	Width	11 13/16	300	
	Length	3 15/16	100	

Specifications per pallet		Imperial	Metric
300x150	Cubing	<b>71.20 ft<sup>2</sup></b>	6.62 m <sup>2</sup>
	Approx. Weight	3 288 lbs	1 491 kg
	Number of rows	7	
	Coverage per row	10.17 ft <sup>2</sup> /row	0.95 m <sup>2</sup>
	Linear coverage per row	Depth 20.67 lin. ft Length 10.33 lin. ft	6.30 lin. m 3.15 lin. m

Unit dimensions		in	mm	Units/pallet
	Height	3 15/16	100	147 units
	Width	11 13/16	300	
	Length	5 7/8	150	

- Chestnut Brown


HD<sup>2</sup> Smooth  
HD<sup>2</sup> Granitex
- Beige Cream

HD<sup>2</sup> Smooth  
HD<sup>2</sup> Granitex
- Greyed Nickel

HD<sup>2</sup> Smooth  
HD<sup>2</sup> Granitex
- Shale Grey

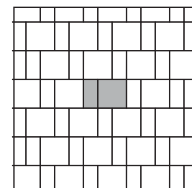
HD<sup>2</sup> Smooth  
HD<sup>2</sup> Granitex
- Onyx Black

HD<sup>2</sup> Smooth  
HD<sup>2</sup> Granitex



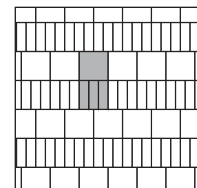
### 07 | Linear pattern

65% - 300x300 | 35% - 300x150



### 08 | Linear pattern

50% - 300x100 | 50% - 300x300




Patterns are for design inspiration only. The installer is responsible to calculate & purchase the correct amount of material.



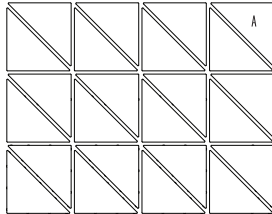
# INDUSTRIA 300 SERIES

**DESCRIPTION:** Paver **TEXTURE:** HD<sup>2</sup> Smooth or HD<sup>2</sup> Granitex

## PALLET OVERVIEW - 300x300



## PALLET OVERVIEW - TRIANGLE



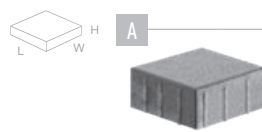
### NOTES

See page 62 to 64 for more technical information.

See page 30 for more information about applications.

HD<sup>2</sup> Polished and HD<sup>2</sup> Granitex is made-to-order, minimum order of 500 sq. ft. Deposit required. HD<sup>2</sup> Smooth is in stock with shorter lead times.

Specifications per pallet		Imperial	Metric
300x300	Cubing	<b>81.38 ft<sup>2</sup></b>	7.56 m <sup>2</sup>
	Approx. Weight	3 725 lbs	1 690 kg
	Number of rows	7	
	Coverage per row	11.63 ft <sup>2</sup>	1.08 m <sup>2</sup>
	Linear coverage per row	11.81 lin. ft	3.60 lin. m

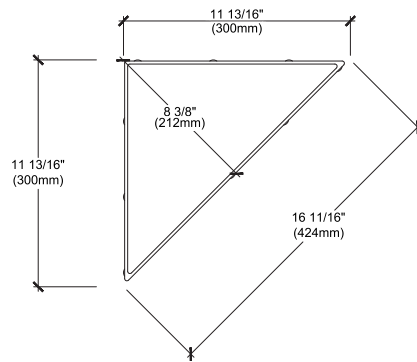


Unit dimensions	in	mm	Units/pallet
Height	3 15/16	100	84 units
Width	11 13/16	300	
Length	11 13/16	300	

Specifications per pallet		Imperial	Metric
TRIANGLE	Cubing	<b>81.38 ft<sup>2</sup></b>	7.56 m <sup>2</sup>
	Approx. Weight	3 743 lbs	1 698 kg
	Number of rows	7	
	Coverage per row	11.63 ft <sup>2</sup>	1.08 m <sup>2</sup>
	Linear coverage per row	11.81 lin. ft	3.60 lin. m




Unit dimensions	in	mm	Units/pallet
Height	3 15/16	100	168 units
Width	11 13/16	300	
Length	11 13/16	300	



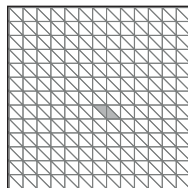
### 01 | Linear pattern

100% - 300x300



### 03 | Linear pattern

100% - 300x300



Patterns are for design inspiration only. The installer is responsible to calculate & purchase the correct amount of material.


#### Chestnut Brown

HD<sup>2</sup> Smooth  
HD<sup>2</sup> Granitex




#### Beige Cream

HD<sup>2</sup> Smooth  
HD<sup>2</sup> Granitex




#### Greyed Nickel

HD<sup>2</sup> Smooth  
HD<sup>2</sup> Granitex




#### Shale Grey

HD<sup>2</sup> Smooth  
HD<sup>2</sup> Granitex



#### Onyx Black

HD<sup>2</sup> Smooth  
HD<sup>2</sup> Granitex

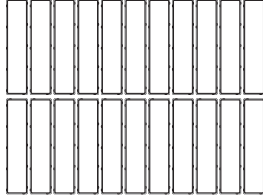




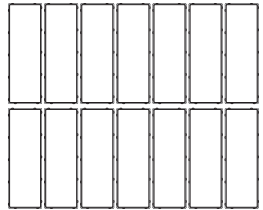
# INDUSTRIA 450 SERIES

**DESCRIPTION:** Paver **TEXTURE:** HD<sup>2</sup> Smooth or HD<sup>2</sup> Granitex

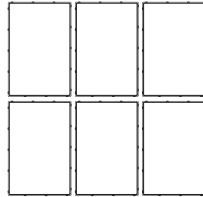
## PALLET OVERVIEW - 450X100



## PALLET OVERVIEW - 450X150



## PALLET OVERVIEW - 450X300



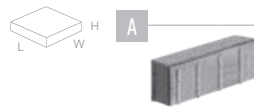
### NOTES

See page 62 to 64 for more technical information.

See page 30 for more information about applications.

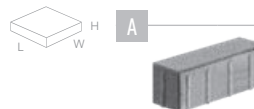
All 450 Series items are on order only.  
Minimum order required: 2,000 sq. ft.  
Deposit required

Specifications per pallet		Imperial	Metric
450x100	Cubing	<b>74.59 ft<sup>2</sup></b>	6.93 m <sup>2</sup>
	Approx. Weight	3 516 lbs	1 595 kg
	Number of rows	7	
	Coverage per row	10.66 ft <sup>2</sup>	0.99 m <sup>2</sup>
Linear coverage per row	Depth	32.48 lin. ft	9.90 lin. m
	Length	7.22 lin. ft	2.20 lin. m



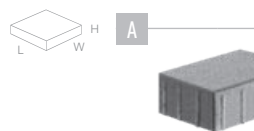
Unit dimensions	in	mm	Units/pallet
Height	3 15/16	100	154 units
Width	3 15/16	100	
Length	17 11/16	450	

Specifications per pallet		Imperial	Metric
450x150	Cubing	<b>71.20 ft<sup>2</sup></b>	6.62 m <sup>2</sup>
	Approx. Weight	3 357 lbs	1 523 kg
	Number of rows	7	
	Coverage per row	10.17 ft <sup>2</sup>	0.95 m <sup>2</sup>
Linear coverage per row	Depth	20.67 lin. ft	6.30 lin. m
	Length	6.89 lin. ft	2.10 lin. m



Unit dimensions	in	mm	Units/pallet
Height	3 15/16	100	98 units
Width	5 7/8	150	
Length	17 11/16	450	

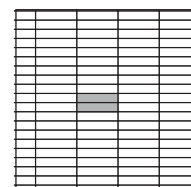
Specifications per pallet		Imperial	Metric
450x300	Cubing	<b>61.03 ft<sup>2</sup></b>	5.67 m <sup>2</sup>
	Approx. Weight	2 883 lbs	1 308 kg
	Number of rows	7	
	Coverage per row	8.72 ft <sup>2</sup>	0.81 m <sup>2</sup>
Linear coverage per row	Depth	8.86 lin. ft	2.70 lin. m
	Length	5.91 lin. ft	1.80 lin. m



Unit dimensions	in	mm	Units/pallet
Height	3 15/16	100	42 units
Width	11 13/16	300	
Length	17 11/16	450	


11 | Linear pattern

100% - 450x100



12 | Linear pattern

100% - 450x100



Patterns are for design inspiration only. The installer is responsible to calculate & purchase the correct amount of material.


Chestnut Brown

HD<sup>2</sup> Smooth  
HD<sup>2</sup> Granitex




Beige Cream

HD<sup>2</sup> Smooth  
HD<sup>2</sup> Granitex




Greyed Nickel

HD<sup>2</sup> Smooth  
HD<sup>2</sup> Granitex




Shale Grey

HD<sup>2</sup> Smooth  
HD<sup>2</sup> Granitex



Onyx Black

HD<sup>2</sup> Smooth  
HD<sup>2</sup> Granitex

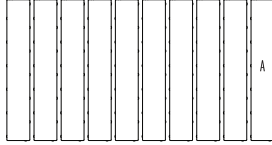




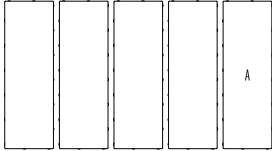
# INDUSTRIA 600 SERIES

**DESCRIPTION:** Paver **TEXTURE:** HD<sup>2</sup> Smooth or HD<sup>2</sup> Granitex

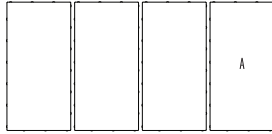
## PALLET OVERVIEW - 600x100



## PALLET OVERVIEW - 600x200



## PALLET OVERVIEW - 600x300



### NOTES

See page 62 to 64 for more technical information.

See page 30 for more information about applications.

Industria 600x100, 600x200 and 600x300 are made to order (2,000 sq.ft. min. required). Deposit required.

\*For this application, it is recommended that this product be installed on a concrete base as designed by a local Engineer.

Specifications per pallet		Imperial	Metric
600x100	Cubing	<b>45.21 ft<sup>2</sup></b>	4.20 m <sup>2</sup>
	Approx. Weight	2 112 lbs	958 kg
	Number of rows	7	
	Coverage per row	6.46 ft <sup>2</sup>	0.60 m <sup>2</sup>
Linear coverage per row	Depth	19.69 lin. ft	6 lin. m
	Length	3.28 lin. ft	1 lin. m

Unit dimensions		in	mm	Units/pallet
Height	3 15/16	100	70 units	
Width	23 5/8	600		
Length	3 15/16	100		


Specifications per pallet		Imperial	Metric
600x200	Cubing	<b>45.21 ft<sup>2</sup></b>	4.20 m <sup>2</sup>
	Approx. Weight	2 146 lbs	973 kg
	Number of rows	7	
	Coverage per row	6.46 ft <sup>2</sup>	0.60 m <sup>2</sup>
Linear coverage per row	Depth	9.84 lin. ft	3 lin. m
	Length	3.28 lin. ft	1 lin. m

Unit dimensions		in	mm	Units/pallet
Height	3 15/16	100	35 units	
Width	23 5/8	600		
Length	7 7/8	200		

Specifications per pallet		Imperial	Metric
600x300	Cubing	<b>54.25 ft<sup>2</sup></b>	5.04 m <sup>2</sup>
	Approx. Weight	2 567 lbs	1 164 kg
	Number of rows	7	
	Coverage per row	7.75 ft <sup>2</sup>	0.72 m <sup>2</sup>
Linear coverage per row	Depth	7.87 lin. ft	2.40 lin. m
	Length	3.94 lin. ft	1.20 lin. m

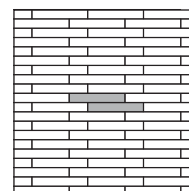
Unit dimensions		in	mm	Units/pallet
Height	3 15/16	100	28 units	
Width	23 5/8	600		
Length	11 13/16	300		

- Chestnut Brown**  
HD<sup>2</sup> Smooth  
HD<sup>2</sup> Granitex
- Beige Cream**  
HD<sup>2</sup> Smooth  
HD<sup>2</sup> Granitex
- Greyed Nickel**  
HD<sup>2</sup> Smooth  
HD<sup>2</sup> Granitex
- Shale Grey**  
HD<sup>2</sup> Smooth  
HD<sup>2</sup> Granitex
- Onyx Black**  
HD<sup>2</sup> Smooth  
HD<sup>2</sup> Granitex



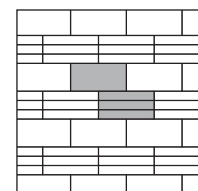
### 25 | Linear pattern

100% - 600x100



### 26 | Linear pattern

50% - 600x100 | 50% - 600x300



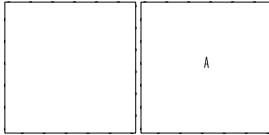
Patterns are for design inspiration only. The installer is responsible to calculate & purchase the correct amount of material.



## INDUSTRIA 600 SERIES

**DESCRIPTION:** Paver and Slab **TEXTURE:** HD<sup>2</sup> Smooth or HD<sup>2</sup> Granitex

### PALLET OVERVIEW - 100x600x600 PAVER



### PALLET OVERVIEW - 60x600x600 SLAB



### NOTES

#### 100x600x600 PAVER:

See page 62 to 64 for more technical information.

\*For this application, it is recommended that this product be installed on a concrete base as designed by a local Engineer.

#### 60x600x600 SLAB:

See page 35 to 37 for more technical information.

See page 30 for more information about applications.

Industria 100x600x600 is made to order (2,000 sq.ft. min. required). Deposit required.

Industria 60x600x600 HD<sup>2</sup> Granitex and HD<sup>2</sup> Polished are made to order (500 sq.ft. min. required). Deposit required.

Industria 60x600x600 HD<sup>2</sup> Smooth is in stock with shorter lead times.


Specifications per pallet		Imperial	Metric
PAVER 100x600x600	Cubing	54.25 ft <sup>2</sup>	5.04 m <sup>2</sup>
	Approx. Weight	2 556 lbs	1 159 kg
	Number of rows	7	
	Coverage per row	7.75 ft <sup>2</sup>	0.72 m <sup>2</sup>
	Linear coverage per row	3.94 lin. ft	1.20 lin. m

Unit dimensions		in	mm	Units/pallet
	Height	3 15/16	100	14 units
	Width	23 5/8	600	
	Length	23 5/8	600	

Specifications per pallet		Imperial	Metric
SLAB 60x600x600	Cubing	54.25 ft <sup>2</sup>	5.04 m <sup>2</sup>
	Approx. Weight	1 567 lbs	711 kg
	Number of rows	7	
	Coverage per row	7.75 ft <sup>2</sup>	0.72 m <sup>2</sup>
	Linear coverage per row	3.94 lin. ft	1.20 lin. m

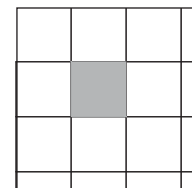
Unit dimensions		in	mm	Units/pallet
	Height	2 3/8	60	14 units
	Width	23 5/8	600	
	Length	23 5/8	600	

Chestnut Brown	Beige Cream	Greyed Nickel	Shale Grey	Onyx Black
HD <sup>2</sup> Smooth	HD <sup>2</sup> Smooth	HD <sup>2</sup> Smooth	HD <sup>2</sup> Smooth	HD <sup>2</sup> Smooth
HD <sup>2</sup> Granitex	HD <sup>2</sup> Granitex	HD <sup>2</sup> Granitex	HD <sup>2</sup> Granitex	HD <sup>2</sup> Granitex



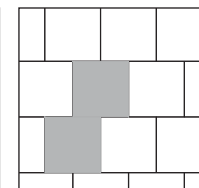
### 29 | Linear pattern

100% - 600x600



### 30 | Linear pattern

100% - 600x600



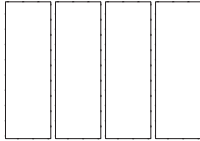
Patterns are for design inspiration only. The installer is responsible to calculate & purchase the correct amount of material.



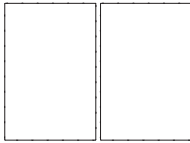
# INDUSTRIA 900 SERIES

**DESCRIPTION:** Paver **TEXTURE:** HD<sup>2</sup> Smooth or HD<sup>2</sup> Granitex


## PALLET OVERVIEW - 900x300



## PALLET OVERVIEW - 900x600



## PALLET OVERVIEW - 900x900



### NOTES

See page 62 to 64 for more technical information.

See page 30 for more information about applications.

900 Series HD<sup>2</sup> Polished and HD<sup>2</sup> Granitex are made-to-order, minimum order of 500 sq. ft. Deposit required. HD<sup>2</sup> Smooth is in stock with shorter lead times.

\*For this application, it is recommended that this product be installed on a concrete base as designed by a local Engineer.

Specifications per pallet		Imperial	Metric
900x300	Cubing	<b>81.38 ft<sup>2</sup></b>	7.56 m <sup>2</sup>
	Approx. Weight	3 821 lbs *	1 733 kg
	Number of rows	7	
	Coverage per row	11.63 ft <sup>2</sup>	1.08 m <sup>2</sup>

Unit dimensions	in	mm	Units/pallet
Height	3 15/16	100	28 units
Width	35 7/16	900	
Length	11 13/16	300	

Specifications per pallet		Imperial	Metric
900x600	Cubing	<b>81.38 ft<sup>2</sup></b>	7.56 m <sup>2</sup>
	Approx. Weight	3 839 lbs	1 741 kg
	Number of rows	7	
	Coverage per row	11.63 ft <sup>2</sup>	1.08 m <sup>2</sup>

Unit dimensions	in	mm	Units/pallet
Height	3 15/16	100	14 units
Width	35 7/16	900	
Length	23 5/8	600	

Specifications per pallet		Imperial	Metric
900x900	Cubing	<b>61.00 ft<sup>2</sup></b>	5.67 m <sup>2</sup>
	Approx. Weight	2 893 lbs	1 312 kg
	Number of rows	7	
	Coverage per row	8.72 ft <sup>2</sup>	0.81 m <sup>2</sup>

Unit dimensions	in	mm	Units/pallet
Height	3 15/16	100	7 units
Width	35 7/16	900	
Length	35 7/16	900	

- Chestnut Brown


HD<sup>2</sup> Smooth  
HD<sup>2</sup> Granitex
- Beige Cream

HD<sup>2</sup> Smooth  
HD<sup>2</sup> Granitex
- Greyed Nickel

HD<sup>2</sup> Smooth  
HD<sup>2</sup> Granitex
- Shale Grey

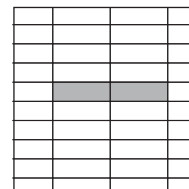
HD<sup>2</sup> Smooth  
HD<sup>2</sup> Granitex
- Onyx Black

HD<sup>2</sup> Smooth  
HD<sup>2</sup> Granitex



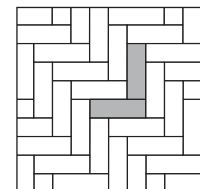
### 31 | Linear pattern

100% - 900x300



### 34 | Herringbone pattern

100% - 900x300



Patterns are for design inspiration only. The installer is responsible to calculate & purchase the correct amount of material.