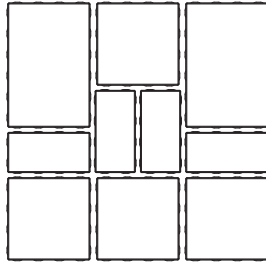




## BLU 45 mm

**DESCRIPTION:** Concrete Overlay System **TEXTURE:** Slate

### PALLET OVERVIEW



### NOTES

Blu 45 mm should only be used to overlay existing concrete patios.

### NOTES

**Techo-Bloc always recommends gluing the caps with concrete adhesive to ensure stability and safety.**

See page 245 for more technical information.

For joint filling surface coverage, see page 37.


Specifications per pallet	Imperial	Metric
Cubing	<b>127.44 ft<sup>2</sup></b>	11.84 m <sup>2</sup>
Approx. Weight	2 631 lbs	1 193 kg
Number of rows	12	
Coverage per row	10.62 ft <sup>2</sup> /row	0.99 m <sup>2</sup> /row

Unit dimensions	in		mm		Units/pallet
	Height	Depth	Height	Depth	
	1 ¾	13	45	330	48 units
	6 ½		165		

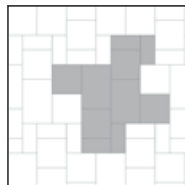
Unit dimensions	in		mm		Units/pallet
	Height	Depth	Height	Depth	
	1 ¾	13	45	330	48 units
	13		330		

Unit dimensions	in		mm		Units/pallet
	Height	Depth	Height	Depth	
	1 ¾	13	45	330	24 units
	19 ½		495		

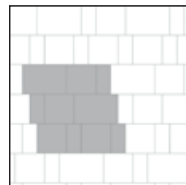
01 | Linear pattern



02 | Linear pattern



03 | Modular pattern



Patterns are for design inspiration only. The installer is responsible to calculate & purchase the correct amount of material.

Chestnut Brown



Sandlewood



Champlain Grey



Shale Grey

