



Hardscape Product Guide

2021 CANADA & NORTHEAST USA

2021



Contents

- 02 One Trusted Source
- 04 Enhanced Technology
- 05 Permeable Pavements
- 06 Collections **NEW!**

08 Inspiration

- 10 Scale, Texture & Colour
- 12 Patterns & Designs
- 19 Gallery

33 Slabs

- 34 Rialto 50mm
- 36 Monterey
- 38 Nueva® Slab
- 40 Nueva® XL Slab **NEW!**
- 42 Molina® 60mm

45 Pavers

- 46 Colonnade
- 48 Ridgefield Plus
- 50 Ridgefield Smooth
- 52 Centurion
- 54 Enviro Passagio
- 56 Market Paver
- 58 Hydr'eu Pave
- 60 Villanova
- 62 Enviro Midori
- 64 Nueva® Paver **NEW!**
- 66 Rialto 80mm
- 68 Presidio
- 70 Molina® 80mm
- 72 Eterna

74 Curbs & Steps

- 75 Fronterra
- 76 Nueva® Step **NEW!**
- 77 Aria Step

79 Copings

- 80 Oasis & Oasis Bullnose **NEW!**
- 82 Cassina

85 Walls

- 86 Nueva® 150 Wall
- 88 Nueva® 75 Wall **NEW!**
- 90 Modan
- 92 Castlerok 2
- 94 Ortana
- 96 Gardenia Linear
- 98 Proterra™
- 101 Modeco One **NEW!**

103 Planning

- 104 Paver Product Matrix
- 105 Wall Product Matrix
- 106 Laying Patterns
- 110 Choosing a Contractor
- 110 ONESand
- 111 Building Walls
- 112 Guarantee & Care Information
- 114 Packaging Specifications
- 118 Online Experience
- 120 ICI Landscape & Masonry

Legend



VEHICULAR TRAFFIC

Suitable for residential vehicle use such as driveways, as well as walkways and patios.



SOLAR REFLECTANCE INDEX

High solar reflectance keeps pavement area cooler. A higher number indicates greater reflectance.



PEDESTRIAN TRAFFIC

Suitable for pedestrian use only, such as walkways and patios.



PERMEABLE

Indicates a permeable paving product. **See page 5 for more details.**



NEW!

Indicates a new product or colour offering.



DESIGN IDEA

Design tips and ideas from our landscape experts.



ELITEFINISH™

Product produced with enhanced finish technology. **See page 4 for more details.**



COLORBOLD™

Product produced with enhanced colour technology. **See page 4 for more details.**



Pavers: Rialto 50mm, Marble Grey with Monterey, Onyx border
Stone Masonry: Contempo, Dover & Onyx

Your ONE Trusted Source

Architecture plays a very important role in the evolution of society I'm proud to say our company is constantly evolving. Brampton Brick Limited, collectively, Brampton Brick and Oaks Landscape Products (Oaks) brands; has forged a reputation as an integrated masonry and hardscape products manufacturer.

To be a single source for quality, durability and long-lasting style, we focus on developing products that work well together. We take into consideration the colours, textures, sizes and shapes that have a significant impact on how space is perceived. Our story began in 1871 when Packham Brick Works opened on the east side of Brampton Ontario to produce pressed clay bricks for the local market. Fast-forward 149 years, and we've expanded across central and eastern Canada, into the US Midwest and broadened our product lines from our humble clay beginnings to include concrete masonry and landscape products.

It's the trust our customers place in us that keeps us focused on our goal; to lead the way in innovation, affordability and lifetime satisfaction. We are devoted to engineering masonry and landscaping materials that stimulate an instant response. When you see homes, driveways, backyard living spaces, commercial buildings or beautifully landscaped public spaces; you see Brampton Brick products.

When you purchase Oaks Landscape Products and Brampton Brick masonry products, you make an investment in longevity, in stunning aesthetics and in us. That's an investment that we take seriously: Our legacy runs deeper than brick, and we're motivated to strive to do more, to do better, to evolve along with the needs of our clients and industry trends. From our state-of-the-art production facilities, to quality control, distribution and customer service, we ensure our products are made to last. Our products have your dream spaces covered both vertically and horizontally, from curbside to poolside.

Thank you for making us your **ONE Trusted Source**.



Jeffrey G. Kerbel,
President and CEO,
Brampton Brick Limited



Pavers: Presidio, Onyx with Champagne border & inset
Masonry Stone: Contempo, Dover



Enhanced Technology

EliteFinish™

EliteFinish™ is an advanced manufacturing process that delivers richer, more vibrant colour and a harder wearing, more durable and smoother textured surface.

The surface of our EliteFinish™ products is a specially engineered layer of finely-ground, durable aggregates combined with rich colour and concentrated cement. The paver foundation uses coarser stone to ensure long term performance in application. The resulting product delivers an enhanced finish and greater structural integrity.

Products with EliteFinish™ include:

| | |
|-----------------|---------|
| Molina® 60mm | Page 42 |
| Enviro Passagio | Page 54 |
| Market Paver | Page 56 |
| Molina® 80mm | Page 70 |
| Eterna | Page 72 |

ColorBold™

ColorBold™ is an integral treatment employed during manufacturing that provides a new level of colour longevity and stain resistance.

ColorBold™ is a proprietary process where supplemental ingredients penetrate the surface of the product to become an integral part of the unit. Enhanced colour depth, extended colour durability, improved resistance to stains and acidic materials, as well as improved freeze-thaw capability due to decreased moisture absorption are all benefits delivered with products featuring ColorBold™.

Other colour enhancement products are sealers applied post production, after the concrete has been thoroughly cured; the chemical can only penetrate whatever surface voids are present, with the balance being left as a film on the paver surface.

Products with ColorBold™ include:

| | |
|-----------------|---------|
| Molina® 60mm | Page 42 |
| Enviro Passagio | Page 54 |
| Market Paver | Page 56 |
| Molina® 80mm | Page 70 |



Molina® 80mm Shown



Pavers after one year's exposure to the elements



Without ColorBold™



With ColorBold™



Enviro Passagio Shown



Why Go Permeable?


Permeable pavement systems are uniquely designed to allow increased drainage between the joints into the ground below.

Benefits of permeable pavement systems:

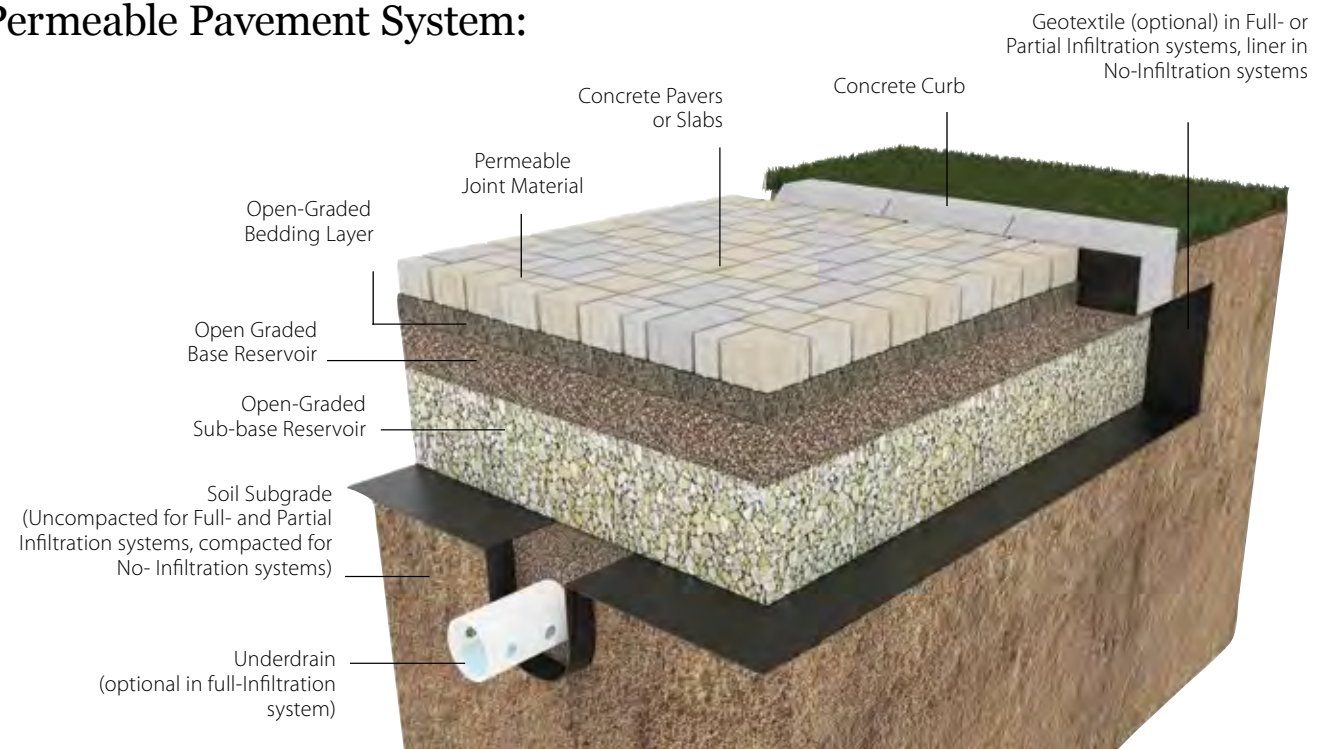
- 1 Eliminates puddles and surface water runoff
- 2 Reduces erosion
- 3 Improves water quality by filtering surface water through clear aggregate
- 4 Reduces burden on municipal storm water systems
- 5 Reduces need for snow removal & ice build up in winter

Oaks Permeable pavers include:

| | |
|-----------------|---------|
| Enviro Passagio | Page 54 |
| Hydr'eau Pave | Page 58 |
| Enviro Midori | Page 62 |



Permeable Pavement System:




hardscape collections

Discover new inspiration through our four distinguished collections, where you'll find a selection of recommended products, carefully curated into the best possible product arrangements based on our design 5 axes. Choose products from the same collection for a unified look, or mix & match by combining products across different collections for design themes and accents based on your own unique style and preferences.


Modern design calls for clean lines and a well-coordinated colour palette. The Nueva Collection of hardscape products is the next generation of sleek, low-profile design. This diverse combination of contemporary products offers flush finishes and smooth faces for any modern-looking project.

In this Collection:

Nueva® Paver
 Presidio
 Enviro Midori
 Ridgefield Smooth
 Nueva® Slab
 Nueva® XL Slab
 Nueva® Step
 Oasis/Oasis Bullnose
 Cassina
 Nueva® 150 & 75 Walls
 Modan
 Proterra™ Smooth



The Eterna Collection



Our Eterna Collection features hardscape products that not only boast sleek designs, but also offer maximum durability. These products are manufactured with technologies such as EliteFinish™ or ColorBold™ — which provide deeper, more vibrant colours along with increased durability and stain resistance — for top-tier functionality. Explore our most advanced pavers to ensure high-quality performance.

In this Collection:

Eterna
 Molina®
 Market Paver
 Enviro Passagio

THE 5 axes

The Rialto Collection



The Rialto Collection has a unique ability to inspire. Any combination of these variably textured products can create new life in an old space. With textures ranging from subtle to bold, and coordinated, soulful earth-toned colours, these products are designed to harmonize perfectly.

In this Collection:


Rialto
Villanova
Hydréau Pave
Centurion
Ridgefield Plus
Monterey
Fronterra Curb
Aria Step

The Legacy Collection

Explore a handful of our most established products. The Legacy Collection features natural shades and diverse colour palettes. Combine these products to give your project the memorable charm you have been searching for.

In this Collection:

Colonnade
Castlerok 2
Ortana
Gardenia Linear
Proterra™ Split
Modeco One



All of our well-integrated product collections are built around different sets of design characteristics, yet revolve around the following five common axes:

① Simplicity

Whether you are a homeowner, a designer or a contractor, our product collections makes it simple to design, quote and install a superb landscape plan, every time.

② Continuity

Every successful landscape plan pivots around continuity. The unity between front and back yards, between horizontal and vertical surfaces, and even from masonry to landscape is what truly pulls an outdoor design theme together.

③ Harmony

The affinity of colours, textures, surface finishes, product sizes and scale also contribute to that sense of unity and continuity. We've carefully developed a colour palette and product design theme perfectly harmonized to bring peace of mind, knowing that all the elements of your outdoor design fit together.

④ Unity

Our pavers, slabs, copings, steps, and walls are truly stand-out solo performers, but are at their best when they are used together in unison.

⑤ Modularity


The sizes and scale of our products were developed for mixing and matching different products within each collection, or with other Oaks products for expanded design options.





Design at *play*

Remember that feeling when you first fell in love with your home? Oh, the possibilities that lay ahead! We want you to relive that feeling, and have fun as you play with colour, texture, scale and shapes to create the outdoor oasis of your dreams.



scale, texture & colour

When planning your outdoor oasis, consider what styles you're drawn to, how the space will be used, and the overall look and feel you want to achieve. No matter what your goal is, the colours, textures, sizes, shapes, and patterns in our product collections give you the freedom to explore based on your own personal taste. Enjoy, and above all, have fun.

Smooth

An even surface for a continuous effect.



Tumbled

A weathered surface without compromising durability.



One size doesn't always fit all. Sometimes you need to mix the scale of things up to draw attention to a particular feature in your landscape design. Modularity is key: our product sizes and scale were developed for mixing and matching across collections, or within their own.

Embossed

Textures from subtle to dynamic to echo nature itself.



Split

Highly textured for a rough-hewn look.



Colour your *landscape*

Grey Tones

Grey tones are considered neutral, often with either warm or cool undertones, and range in all shades from solid black to light grey. Part of a contemporary colour palette, grey tones make an easy backdrop for outdoor décor.



| | | |
|---|--------------------|--|
|  | Dover | Light, neutral grey |
|  | Cloudburst | Subtle blend of light greys |
|  | Natural | Medium, neutral grey |
|  | Marble Grey | Variiegated blend from light grey to black |
|  | Nickel | Medium, cool grey |
|  | Charcoal | Dark grey |
|  | Greystone | Blend of light grey and medium grey |
|  | Greyfield | Blend of medium grey and dark grey |
|  | Twilight | Subtle blend of dark grey and black |
|  | Onyx | Black |

Earth Tones


Containing brown, buff, tan and taupe hues, earth tones often have warm undertones. Choose earth tones to create a warm, welcoming environment that compliments colours found in nature.



| | | |
|---|--------------------|--|
|  | Sandstone | Blend of buff and light brown |
|  | Milano | Blend of light grey, cream, and brown |
|  | Cedar Blend | Blend of dark grey and brownish-orange |
|  | Mackinaw | Blend of tan, medium brown, and deep brown |
|  | Sandalwood | Blend of buff, reddish-brown, and dark grey |
|  | Chartan | Blend of medium grey and tan |
|  | College Red | Subtle blend of deep reds with black accents |
|  | Sangria | Blend of red, maroon, and black |
|  | Serengeti | Blend of brownish-copper and black |

Mixed Tones

A mixture of grey and earth tones, these colours run the full gamut in terms of versatility. Mixed tones can help add depth and texture to your design and are well-complimented by solid-colour accents.



| | | |
|---|-------------------|--|
|  | Silversand | Blend of light buff, medium grey, and dark grey |
|  | Desert | Blend of buff and medium grey |
|  | Champagne | Blend of light buff and dark grey with tan accents |
|  | Wicker | Blend of light grey, tan, taupe, and brown |
|  | Moraine | Blend of light cream, brown and dark grey |
|  | Mountain | Blend of medium grey, brown, and dark grey |
|  | Cathedral | Blend of greys, from light to medium |
|  | Tweed | Blend of light grey, cream, brown and dark grey |
|  | Executive | Blend of light buff and dark grey |
|  | Timberwood | Blend of medium brown and dark grey |
|  | Salem | Variiegated blend from light grey to black with dark brown accents |



design idea!

Use Twilight, Onyx, Salem, Serengeti, Sangria & College Red for creating the accents, banding and borders.

Although we go to great lengths to ensure that the product and colour representations shown in our product guides and on our website are as accurate as possible, there are always variations in printing processes and monitors that will affect the outcome. Colour tones of the delivered product can also vary from the representations, between separately manufactured product sizes, or even between runs of the same product, especially with monochromatic (single solid) colours. This is due to slight variations in the raw materials and the manufacturing process itself, and is not a sign of defective product. Always select from an actual product sample.

patterns & designs


With our well-coordinated colours and choice of textures, you can boost your project to a whole new level. Our versatile product packaging and scale gives you the freedom to mix and match beautiful options for a look you can truly call your own.



Top/Wall: Modan, Twilight
Bottom/Slab: Molina, Moraine (body) with Molina, Twilight (border)



Top/Wall: Nueva® 75, Marble Grey
Bottom/Slab: Molina, Cloudburst (body) with Presidio Rectangle, Onyx (border)



Top/Wall: Modan, Twilight
Bottom/Slab: Molina, Cloudburst with Molina, Cathedral




Top/Wall: Nueva® 75, Champagne
Bottom/Slab: Nueva® Slab, Marble Grey (body) with Nueva® Slab, Champagne (border)




Top/Wall: Castlerok 2, Chartan
Bottom/Paver: Rialto, Mackinaw (body/outer border) with Hydr' eau Pave, Onyx (inset double banding)




Top/Wall: Castlerok 2, Onyx
Bottom/Paver: Enviro Midori, Champagne (body/outer border) with Hydr' eau Pave, Onyx (inset double banding)




Top/Wall: Gardenia Linear, Chartan
Bottom/Paver: Market Paver, Serengeti (body) with Market Paver, Onyx (double border)



Top/Wall: Gardenia Linear, Greystone
Bottom/Paver: Ridgefield Smooth, Champagne (body) with Enviro Passagio, Mountain (double border)




Top/Wall: Nueva® 150, Champagne
Bottom/Slab: Nueva® Slab, Champagne (body) with Nueva® Slab, Onyx (soldier)



Top/Wall: Modan, Twilight
Bottom/Paver: Presidio Combo, Marble Grey (body & outer border) with Presidio Rectangle, Onyx (inset)



Top/Wall: Modan, Champagne
Bottom/Paver: Hydr' eau Pave, Silversand (body & outer border) with Presidio Rectangle, Onyx (inset)




Top/Wall: Nueva® 75, Onyx
Bottom/Paver: Ridgefield Smooth, Marble Grey (body & outer border) with Enviro Passagio, Mountain (inset double border)




Focal Points

Create a focal point through scale and colour to attract attention and lead the viewer through your space.



Monterey, Wicker




Monterey, Onyx (8x16)




Mix & Match

Mix up the colours within matching products for an outstanding design!



Presidio, Marble Grey



Presidio, Milano




Presidio, Onyx




Defined Spaces

Borders, colour blocks and patterns can all help define and separate the function of your outdoor rooms.



Presidio, Marble Grey




Presidio, Onyx




Modern & Contrasting

Make a bold statement in large-scale and high-contrast.



Eterna, Dover



Eterna, Onyx

Borders, Banding & Patterns

How you define your space can add visual and textural interest, create a focal point or help create a mood.



1




2



3



4



5


- 1 Rialto, Champagne & Onyx border with Cassina, Dover
- 2 Eterna, Dover (100 x 300) parquet pattern
- 3 Villanova, Champagne with Onyx double border
- 4 Presidio, Champagne with Onyx border
- 5 Ridgefield Plus, Cedar Blend with Centurion, Champagne & Onyx border
- 6 Eterna, Dover, Nickel & Onyx (100 x 300)
- 7 Eterna, Onyx & Dover
- 8 Monterey, Wicker & Onyx (8x16)



6



7



8





Made for *moments*

In a world filled with online meetings, online shopping, news, games and everything else, the time we all spend away from our screens is more important than it's ever been. Creating your outdoor retreat should be about what's important to you and how you want to spend your downtime: making moments with family and friends.

Staycation Dreams

Dreaming of the perfect getaway? Welcome to your own backyard, the perfect place to relax and get away from it all.



Pavers: Nueva® Slab, Champagne
Pillars: Modan, Cloudburst
Garden edging: Modan, Cloudburst



Paver: Molina, Cathedral
Wall: Modan, Twilight
Steps: Nueva Step, Twilight



Pavers: Eterna, Dover & Onyx
Stone Masonry: Granada, Ashland
Steps: Nueva® Step, Cloudburst



Relax & Retreat

What lakeside retreat would be complete without an outdoor kitchen and a cozy fireplace? The perfect place to snuggle up on summer evenings.



Pavers: Eterna, Dover & Onyx
BBQ Surround: Modan, Cloudburst & Twilight
Stone Masonry: Granada, Ashland

Grand Entrances

Add curb appeal to your home with an interlocking driveway for a grand entrance to compliment your home.



Pavers: Villanova, Champagne
Stone Masonry: Vivace, Milano
Clay Brick: Mediterranean Series, Veridian



Curb: Castlerok 2, Greyfield
Paver: Rialto 80mm, Marble Grey with Villanova, Mackinaw border
Step Treads: Oasis Coping, Onyx
Masonry Stone: Artiste, Marble Gray



Cozy up at Home

Spending more time at home these days means creating cozy spaces for enjoying both sun and shade.



Pavers: Rialto 50mm, Marble Grey with Monterey, Onyx border
Clay Brick: Historic Series, Church Hill

Sociable Spaces

A sunken seating area enclosed by a privacy wall makes an intimate space for getting social around the fire.



Pavers: Presidio, Champagne with Onyx border
Stone Masonry Wall: Contempo, Onyx



Pavers: Presidio, Champagne with Onyx border
Stone Masonry: Contempo, Onyx

Fabulous Features

Whether your taste calls for water features, bars, outdoor kitchens or fireplaces, our products work together to make your outdoor dreams a reality.



Slab: Molina®, Cloudburst & Twilight
Step: Nueva® Step, Cloudburst
Kitchen surround: Modan, Twilight



Kitchen Surround: Castlerok 2, Chartan
Paver: Centurion, Champagne



Wall: Castlerok 2, Chartan & Onyx



Pavers: Eterna, Nickel & Dover
 BBQ Surround: Modan, Cloudburst with Twilight accent band



Pavers: Rialto 50mm, Champagne
 Fireplace: Castlerok 2, Chartan & Onyx



Pavers: Enviro Passagio, College Red
 Fire Pit: Castlerok 2, Sandstone





Slabs

Bringing the best in both form and function through scale, colour and texture, our concrete slabs are designed for everywhere you want to step, stroll, or socialize in your outdoor space. Create your own private retreat, or an inviting area for get-togethers with family and friends by choosing from products developed to work hand-in-hand with our paver systems to help carry your design theme from curbside to poolside.


Slab: Nueva® XL Slab, Champagne
Coping: Oasis Bullnose, Dover, Suave

Rialto [50mm]



Slab: Rialto 50mm, Champagne
Coping: Cassina, Onyx

Rialto 50mm (1.97") thickness, with a subtle texture and a palette of earth tones, creamy whites and marbled greys, and manufactured in three sizes, also has a high solar reflectance to meet LEED requirements. That means it won't be as hot underfoot as some darker shades around your pool. Take your design from poolside to curbside by choosing lighter-weight Rialto 50mm for pool decks, patios and walkways, then use Rialto 80mm (3.15") with the strength needed to support vehicles in driveways and parking area.




CHAMPAGNE




MACKINAW
**Limited Availability*



MARBLE GREY



MILANO



ONYX **NEW!**

Onyx available in 8x16 Rectangle Stone size only. Ideal for soldier coursing or banding.

did you know?

The 8x16 Rectangle Stone has a uniquely undulating spacer that flows from the end of one stone to the next? The resulting look brings a continuously flowing design feature to porch soldiers, steps and pool copings!



Undulating Spacer
(Monterey Shown)



8x16 Stone
Width 200mm (7.87")
Length 400mm (15.75")



16x16 Stone
Width 400mm (15.75")
Length 400mm (15.75")



16x24 Stone
Width 400mm (15.75")
Length 600mm (23.62")

Random Bundle



8x16 Stone
Width 200mm (7.87")
Length 400mm (15.75")
Individually Packaged
Available in Onyx only



16x24 Stone
Width 400mm (15.75")
Length 600mm (23.62")
Individually Packaged

**Available as Made-to-Order Only. Contact your Oaks Dealer or Sales Representative for quantities and lead times.*



Slab: Rialto 50mm, Marble Grey with Monterey, Onyx inset

Monterey [50mm]




Rialto Collection




Slab: Monterey, Tweed

This distinctively coloured architectural slab features a softly-textured surface and uniquely undulating spacers (in the 8x16 size) for use as coping, cap or step. Monterey's clean lines, appealing earth tones and availability in five sizes and three packaging options, make it an ideal choice for creating a relaxed West Coast vibe. At 50mm (1.97") thick, it can be combined with Rialto for a unique effect.




MARBLE GREY



ONYX



TWEED



WICKER

Onyx available in 8x16 Small Rectangle Stone size only. Ideal for soldier coursing or banding.



8x16 Small Rectangle Stone
Width 200mm (7.87")
Length 400mm (15.75")
Individually Packaged
Available in all colours



12x24 Stone
Width 300mm (11.81")
Length 600mm (23.62")



16x16 Stone
Width 400mm (15.75")
Length 400mm (15.75")



24x24 Stone
Width 600mm (23.62")
Length 600mm (23.62")


Combo Bundle



16x32 Large Rectangle Stone
Width 400mm (15.75")
Length 800mm (31.50")
Individually Packaged

did you know?

The 8x16 Small Rectangle Stone has a uniquely undulating spacer that flows from the end of one stone to the next? The resulting look brings a continuously flowing design feature to porch soldiers, steps and pool copings!



Undulating Spacer



Slab: Monterey, Tweed with Onyx border

Nueva® Slab [60mm]




Slab: Nueva® Slab, Marble Grey with Onyx inset


Delivering a tile-like appearance with its smooth face, clean finish and subtly-chamfered edges, the original Nueva® in this collection is a 60mm (2.36") slab designed for use on walkways, patios and pool decks. Carry the look from poolside to curbside by choosing our 80mm (3.15") Nueva® Pavers, with the strength and durability to support vehicular traffic in driveways and parking areas.



CHAMPAGNE



CLOUDBURST **NEW!**



MARBLE GREY



ONYX

Onyx available in 8x16 Small Rectangle Stone size only. Ideal for soldier coursing or banding.



8x16 Small Rectangle
Width 200mm (7.87")
Length 400mm (15.75")
Individually Packaged



8x16 Small Rectangle
Width 200mm (7.87")
Length 400mm (15.75")



16x16 Stone
Width 400 mm (15.75")
Length 400mm (15.75")



16x24 Stone
Width 400mm (15.75")
Length 600mm (23.62")

Random Bundle



design idea!

For a contrast in scale, consider pairing Nueva® Slab with Nueva® XL Slab as a border or feature area!




Slab: Nueva® Slab, Champagne with Nueva®, Onyx border
Pillars: Modan, Cloudburst
Garden edging: Modan, Cloudburst

Nueva® XL Slab [60mm]




Slab: Nueva® XL Slab, Marble Grey
Coping: Oasis Bullnose, Onyx, Suave

For a truly sleek and modern-looking project, Nueva® XL delivers a tile-like appearance with its smooth face, clean finish and subtly-chamfered edges. As part of the Nueva® collection, this 60mm (2.36") slab was designed with the same alluring features and well coordinated colours to integrate perfectly with all of our Nueva® paver, slab, wall and step systems, to make product choices for your entire landscape project a breeze. Also fully compatible with our other 60mm products such as Molina®, custom design options can give your project an individual flair.



CHAMPAGNE



CLOUDBURST



MARBLE GREY



ONYX



24x36 Slab
Width 600mm (23.62")
Length 900mm (35.43")



design idea!


Nueva® XL Slab's scale and depth is perfect for creating a simple, modern pathway or walkway.




Slab: Nueva® XL Slab, Champagne
Coping: Oasis Bullnose, Dover, Suave




Slab: Molina® 60mm, Moraine



CATHEDRAL
*Limited Availability



CLOUDBURST



MORAINE



TWILIGHT



12x12 Stone
Width 300mm (11.81")
Length 300mm (11.81")



12x18 Stone
Width 300mm (11.81")
Length 450mm (17.72")



12x24 Stone
Width 300mm (11.81")
Length 600mm (23.62")

Combo Bundle



6x12 Stone
Width 150mm (5.91")
Length 300mm (11.81")
Individually Packaged



design idea!

Molina pairs well with all of our Nueva® Slabs, pavers, walls and steps, as well as Modan wall and Oasis Coping!



Slab: Molina, Cloudburst





Paver: Rialto 80mm, Mackinaw

Pavers

As an extension of your home, your outdoor space should compliment your property, enhancing its curb appeal.

Inspired by nature, Oaks pavers are available in a myriad of colours, textures, sizes and design options to deliver style, durability and a lifetime of worry-free enjoyment.

Colonnade [60mm]



Legacy Collection



Paver: Colonnade, Silversand



GREYFIELD



SANDALWOOD



SILVERSAND



TIMBERWOOD
**Limited Availability*



ONYX

Onyx available in 6x9 Stone only. Ideal for soldier coursing or banding.



3x6 Stone
Width 75mm (2.95")
Length 150mm (5.91")



6x6 Stone
Width 150mm (5.91")
Length 150mm (5.91")

Combo Bundle



6x9 Stone
Width 150mm (5.91")
Length 225mm (8.86")
Individually Packaged



9x9 Stone
Width 225mm (8.86")
Length 225mm (8.86")
Individually Packaged



9x12 Stone
Width 225mm (8.86")
Length 300mm (11.81")
Individually Packaged



Paver: Colonnade, Silversand


Ridgefield Plus [70mm]



Rialto Collection



CEDAR BLEND
*Limited Availability



CHAMPAGNE



EXECUTIVE



8x12 Stone
Width 200mm (7.87")
Length 300mm (11.81")



12x12 Stone
Width 300mm (11.81")
Length 300mm (11.81")



12x16 Stone
Width 300mm (11.81")
Length 400mm (15.75")

Large Combo Bundle

Paver: Ridgefield Plus, Executive

Ridgefield Plus features a dynamically textured surface for a look of elegantly hand-chiselled stone, and is a perfect companion for our Ridgefield Smooth option. At 70mm (2.76") thick, this paver is a versatile choice for driveways, patios and walkways. Three modular sizes offers versatile patterning, packaged in one convenient combo bundle.



Paver: Ridgfield Plus, Cedar Blend
Pillar: Castlerok 2, Sandstone


Ridgefield Smooth [70mm]




Nueva® Collection



CHAMPAGNE



MARBLE GREY



ONYX **NEW!**

Onyx available in 8x12 Stone size only. Ideal for soldier coursing or banding.



8x12 Stone
Width 200mm (7.87")
Length 300mm (11.81")



12x12 Stone
Width 300mm (11.81")
Length 300mm (11.81")



12x16 Stone
Width 300mm (11.81")
Length 400mm (15.75")

Large Combo Bundle



8x12 Stone
Width 200mm (7.87")
Length 300mm (11.81")
Individually Packaged
Available in Onyx only

Paver: Ridgefield Plus, Executive with Centurion, Onyx inset

For a beautiful transition between traditional and sleek, modern styling, look no further than Ridgefield Smooth. With a perfectly smooth surface and gently textured edges, this paver looks beautiful on its own or when used in combination with our highly-textured Ridgefield Plus. At 70mm (2.76") thick, this paver is a versatile choice for driveways, patios and walkways. Three modular sizes offers versatile patterning, packaged in one convenient combo bundle.




Paver: Ridgfield Smooth, Marble Grey with Market Paver, Sangria inset (80mm)

Centurion [70mm]




Paver: Centurion, Milano

Featuring a timeless weathered surface, this 70mm (2.76") thick paver is designed to be tough yet look graceful and to last a lifetime. Packaged in a convenient Combo bundle, ordering and installation is easy. Standard and Double Jumbo units are available in Onyx as a bold accent colour, and packaged individually.



CHAMPAGNE



MILANO



ONYX

Onyx available in Standard & Jumbo Stone sizes only. Ideal for soldier coursing or banding.



Small Stone
Width 70mm (2.76")
Length 140mm (5.51")



Square Stone
Width 140mm (5.51")
Length 140mm (5.51")



Standard Stone
Width 140mm (5.51")
Length 210mm (8.27")



Jumbo Stone
Width 210mm (8.27")
Length 280mm (11.02")

Combo Bundle



Standard Stone
Width 140mm (5.51")
Length 210mm (8.27")
Individually Packaged
Available in Onyx only



Jumbo Stone
Width 210mm (8.27")
Length 280mm (11.02")
Individually Packaged
Available in Onyx only



design idea!

Combine Centurion with other 70mm pavers like Ridgefield Plus or Smooth, or Enviro Passagio for contrasting accents or banding to make your project a real stand-out.



Paver: Centurion, Milano with Enviro Passagio, College Red inset


Enviro Passagio [70mm]



Eterna Collection



COLLEGE RED
*Limited Availability



MOUNTAIN
*Limited Availability



SALEM
*Limited Availability



design idea!

Combine Enviro Passagio with other 70mm thick pavers like Centurion, Ridgefield Plus or Smooth for beautiful patterns & effects!



Stone 1
Width 125mm (4.92")
Length 152mm (5.98")



Stone 2
Width 125mm (4.92")
Length 190mm (7.48")




Stone 3
Width 125mm (4.92")
Length 228mm (8.98")



Stone 4
Width 125mm (4.92")
Length 266mm (10.47")

Combo Bundle (Stones 1-4)



Combo Bundle Layout by Layer

Paver: Enviro Passagio, College Red with Salem inset

This cobble-style 70mm (2.76") thick paver offers a modern take on European styling with the added benefit of permeability. With subtly blended colours, an appealing texture and joints that allow for optimum water flow, Enviro Passagio is a beautiful choice for reducing rainfall runoff and puddles on driveways and patios.



Pavers: Enviro Passagio, Mountain & Salem blended on site (shown wet)


Market Paver [80mm]



Eterna Collection



ONYX



SANGRIA



SERENGETI



4x8

Width 100mm (3.94")
Length 200mm (7.87")



design idea!

Combine Market Paver with Villanova or Rialto 80mm for contrasting textures, or as an accent to Nueva® or Molina® 80mm pavers!

Paver: Market Paver, Serengeti & Sangria (blended on site)

A modern take on heritage, this traditionally-styled 4x8 paver delivers a sophisticated appearance and enduring quality stylishly re-engineered for modern design. The richly-blended tones will endure the elements and significant wear-and-tear as we have incorporated both ColorBold™ and EliteFinish™ technologies into their manufacturing process. At 80mm (3.15") thick, Market Paver is suitable for both vehicular and pedestrian traffic.



Paver: Market Paver, Sangria & Serengeti (blended on site)

Hydr'eau Pave [80mm]



Paver: Hydr'eau Pave, Mackinaw with Enviro Midori, Milano



MACKINAW
*Limited Availability



SILVERSAND
*Limited Availability



ONYX
*Limited Availability



design idea!

Use Onyx 4x8, 8x8 and 8x12's to create patterns or for a unique accent border!



4x4 Stone
Width 100mm (3.94")
Length 100mm (3.94")



4x8 Stone
Width 100mm (3.94")
Length 200mm (7.87")

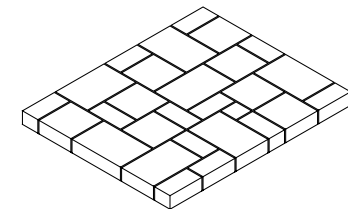


8x8 Stone
Width 200mm (7.87")
Length 200mm (7.87")



8x12 Stone
Width 200mm (7.87")
Length 300mm (11.81")

Combo Random Bundle



Combo Bundle Layout by Layer

Distinctively textured with the look of natural stone, these permeable paving stones are designed to reduce excessive rainfall runoff. Hydr'eau Pave allows for optimum water flow – through joints and into the base, sub-base and sub-soil – reducing erosion and preventing sediment build-up. With an 80mm (3.15") thickness, they are ideal for pedestrian and moderate vehicle traffic. Combine with other Oaks products of the same thickness to create unique designs.



Paver: Hydr'au Pave, Silversand

Villanova [80mm]



Rialto Collection




Paver: Villanova, Champagne

This large-scale 80mm (3.15") thick paver offers a natural stone look with accentuated contours and is suitable for both pedestrian and vehicle traffic. Design flexibility is limitless with Villanova's 3-piece paving system: 8x16, 16x16 and 24x16 sizes. Create an upscale look by using 15 different textures of the 8x16 size in a herringbone pattern, or enhance the scale by adding square and large rectangular units.



CHAMPAGNE



MACKINAW
**Limited Availability*



MARBLE GREY



ONYX

Onyx available in Rectangle Stone size only. Ideal for soldier coursing or banding.



design idea!

Use Villanova, Rectangle Stone in Onyx as an accent border for striking effects!



Rectangle Stone
Width 199mm (7.83")
Length 398mm (15.67")
Individually Packaged



Square Stone
Width 398mm (15.67")
Length 398mm (15.67")



Large Rectangle Stone
Width 398mm (15.67")
Length 597mm (23.5")

Combo Bundle



Paver: Villanova, Champagne with Onyx border

Enviro Midori [80mm]



Nueva® Collection



Paver: Enviro Midori, Champagne

Combining a fresh, modern finish with drainage capabilities to eliminate surface water runoff, 80mm (3.15") thick Enviro Midori pavers are optimized for mechanical installation, with interlocking spacer bars for enhanced surface stability. Manufactured in 3 modular sizes and packaged together for convenience, these pavers can also be arranged into many different patterns to create unique designs.



CHAMPAGNE
*Limited Availability



MARBLE GREY
*Limited Availability




MILANO
*Limited Availability



5x10 Stone
Width 120mm (4.72")
Length 240mm (9.45")



10x10 Stone
Width 240mm (9.45")
Length 240mm (9.45")



10x15 Stone
Width 240mm (9.45")
Length 360mm (14.17")

Random Bundle



design idea!

Combine Enviro Midori with a textured border of a contrasting colour for the ultimate level of curb appeal!




Paver: Enviro Midori, Champagne
Clay Brick: Historic Series, Canyon
Stone: Vivace, Verona

Nueva® Paver [80mm]




Nueva® Collection



CHAMPAGNE

42



MARBLE GREY

30



ONYX

Onyx available in 8x16 Small Rectangle Stone size only. Ideal for soldier coursing or banding.



8x16 Small Rectangle
Width 200mm (7.87")
Length 400mm (15.75")
Individually Packaged
Available in Onyx only



8x16 Small Rectangle
Width 200mm (7.87")
Length 400mm (15.75")



16x16 Stone
Width 400mm (15.75")
Length 400mm (15.75")



16x24 Stone
Width 400mm (15.75")
Length 600mm (23.62")

Random Bundle



design idea!

For a complimentary and seamless design aesthetic, pair Nueva® Paver with Nueva® 150 or 75 Wall, and Nueva® Steps!

Paver: Nueva® Paver, Champagne
Clay Brick: Crossroads Series, Crawford
Stone: Vivace, Milano

For a truly sleek and modern-looking project, Nueva® Paver delivers a tile-like appearance with its smooth face, clean finish and subtly-chamfered edges. As part of the Nueva® collection, this 80mm (3.15") paver was designed for use in driveways and parking areas, with the same alluring features and well coordinated colours to integrate perfectly with all of our Nueva® slab, wall and step systems, to make product choices for your entire landscape project a breeze. Also fully compatible with our other 80mm pavers such as our gently-textured Rialto, or smooth Molina®, achieving a custom look for your project is easy.




Paver: Nueva® Paver, Onyx with Marble Grey borders and inset
Stone Masonry: Contempo, Dover

Rialto [80mm]



Paver: Rialto 80mm, Mackinaw



CHAMPAGNE



MACKINAW
**Limited Availability*




MARBLE GREY



MILANO



8x16 Stone
Width 200mm (7.87")
Length 400mm (15.75")



16x16 Stone
Width 400mm (15.75")
Length 400mm (15.75")



16x24 Stone
Width 400mm (15.75")
Length 600mm (23.62")

Random Bundle



16x24 Stone
Width 400mm (15.75")
Length 600mm (23.62")
Individually Packaged



design idea!

For a complete outdoor transformation, use Rialto 80mm for vehicular traffic areas like driveways, and lighter weight Rialto 50mm for pools and patios!



Paver: Rialto 80mm, Champagne with Villanova, Onyx inset
Clay Brick: Crossroads Series, Graystone

Presidio [80mm]




Nueva® Collection



Paver: Presidio, Champagne


Presidio 80mm (3.15") thick linear paving stones feature subtle chamfered edges, random lengths, two widths and reduced joint spacing to comply with wheelchair access specifications. Offering creative design options and accenting for a linear, contemporary look, Presidio delivers an exceptional finishing accent for other 80mm paver products.




CHAMPAGNE




MARBLE GREY



MILANO
**Limited Availability*



ONYX



Rectangle Stone
Width 168mm (6.61")
Length 336mm (13.23")
Individually Packaged



Stone 1
Width 126mm (4.96")
Length 301mm (11.85")



Stone 2
Width 126mm (4.96")
Length 401mm (15.79")



Stone 3
Width 126mm (4.96")
Length 501mm (19.72")



Stone 4
Width 168mm (6.61")
Length 301mm (11.85")

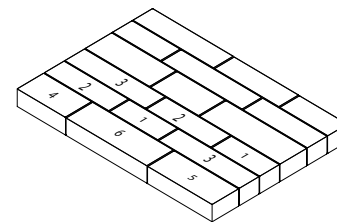


Stone 5
Width 168mm (6.61")
Length 401mm (15.79")



Stone 6
Width 168mm (6.61")
Length 501mm (19.72")

Combo Bundle (Stones 1-6)



Combo Bundle Layout by Layer

**Available as Made-to-Order Only. Contact your Oaks Dealer or Sales Representative for quantities and lead times.*




Paver: Presidio, Marble Grey & Onyx




Paver: Molina, Moraine


With its large format, smooth surface, clean edges and reduced joint spacing, Molina® Paver is ideal for creating inviting spaces, and meets wheelchair access specifications. At 80mm (3.15") thick and now manufactured with micro-chamfered edges to reduce chipping during installation, this paver is best suited for light traffic in areas such as driveways or parking areas. The 6x12 Stone and 12x24 Stone units are packaged separately to help you design beautiful patterns and accents to define your space.



CATHEDRAL
*Limited Availability



CLOUDBURST



MORAINE



TWILIGHT



12x12 Stone
Width 300mm (11.81")
Length 300 mm (11.81")



12x18 Stone
Width 300mm (11.81")
Length 450mm (17.72")



12x24 Stone
Width 300mm (11.81")
Length 600mm (23.62")

Combo Bundle



6x12 Stone
Width 150mm (5.91")
Length 300mm (11.81")
Individually Packaged



12x24 Stone
Width 300mm (11.81")
Length 600mm (23.62")
Individually Packaged



design idea!

Molina® pairs well with Modan,
Nueva® 150 Wall & Nueva® Step



Paver: Molina, Cloudburst with Twilight inset
Stone Masonry: Granada, Polar White

Eterna [100mm]




Eterna Collection




Paver: Eterna, Dover & Onyx



DOVER



NICKEL



ONYX

NOTE: When ordering Eterna, try to secure product from a single batch lot to reduce the risk of variability. Colour and tonal consistency between different sizes and batch lots cannot be guaranteed. For more information, see page 112/113.



100x300 Stone
Width 100mm (3.94")
Length 300mm (11.81")
Individually Packaged
**Limited Availability*



100x400 Stone
Width 100mm (3.94")
Length 400mm (15.75")
Individually Packaged
**Limited Availability*



200x600 Stone
Width 200mm (7.87")
Length 600mm (23.62")
Individually Packaged



400x600 Stone
Width 400mm (15.75")
Length 600mm (23.62")
Individually Packaged



Paver: Eterna, Dover & Onyx
Step/Landing: Nueva® Step, Cloudburst
Garden Wall: Modan, Cloudburst

Curbs & Steps

Straight or curved, smooth or textured, Oaks curb and step products offer an ideal accent for Oaks pavers and walls, allowing you to be creative with one-of-a-kind finishing touches to walkways, driveways and garden beds. Developed for visual appeal and stability over time, they will elevate any landscape design.



Curb: Castlerok 2, Greyfield
Paver: Villanova, Mackinaw

Frnterra Curb

Rialto Collection




Curb: Fronterra, Greystone
 Paver: Nueva®, Marble Grey with Onyx inset
 Wall: Nueva® 150, Marble Grey



CHARTAN



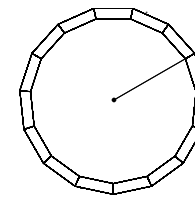
GREYSTONE



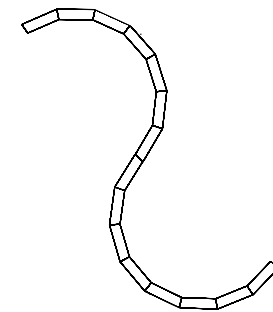
ONYX



Outside Width 372mm (14.6")
 Inside Width 330mm (13")
 Height 150mm (5.9")
 Depth 100mm (3.9")



Circle
 15 pieces make a 1.8m (71")
 outside diameter circle.




Serpentine
 To achieve larger radius
 applications, gap the inside
 (backside) of the curb unit
 accordingly.


With a naturally-textured profile and complimentary colour palette, Fronterra offers an ideal accent for Oaks pavers and walls. Its unique wedge shape adapts to straight and curved applications to enhance any landscape design.



Steps: Nueva® Step, Onyx
Paver: Molina®, Moraine



CHAMPAGNE



CLOUDBURST



MARBLE GREY



ONYX



1200mm Step Unit
Width 1200mm (47.24")
Height 150mm (5.91")
Depth 400mm (15.75")

Smooth on all faces
and ends.



design idea!


For a completely unified look, choose Nueva® Step as the perfect companion for other Oaks Nueva® products!

Aria Step

Rialto Collection



Step: Aria, Champagne
Paver: Rialto 50mm, Champagne



Step Unit
Width 1200mm (47.24")
Height 165mm (6.5")
Depth 400mm (15.75")

Embossed on front face,
smooth on back face and both ends.



design idea!

Create an inset staircase using Proterra Wall & Aria Steps!
See diagram page 100!

When developing Aria Step, Oaks considered several key factors: ease of installation, design flexibility, aesthetics and new safety standards. The result: a modern step system truly designed for its purpose, with dimensions that balance elegance and comfort, and smooth/textured surfaces to compliment landscape designs. Whether they are used for gentle transitions or steep slopes, Aria Step units are designed to overlap, ensuring aesthetics and stability over time by reducing irregular settlement.

*Available as Made-to-Order Only. Contact your Oaks Dealer or Sales Representative for quantities and lead times.





Copings

Also known as wall caps, or simply caps, coping stones perform many important functions in landscape design. As a pool deck edging, coping stones provide a stable transition between the pool and the patio so swimmers can ease into and out of the water over the pool side, or sit comfortably and dip their toes in the water without scraping their legs. As a wall cap, coping stones form a needed part of the wall, not only providing protection from rain and snow but also seating. Other uses for these versatile stones include patio edging, step treads and fire pit edging. A careful choice in a coping can truly bring the expert finishing touch to your outdoor living space.

Coping: Oasis Bullnose, Onyx, Suave
Slab: Nueva® XL Slab, Marble Grey


Oasis & Oasis Bullnose [60mm]




Nueva® Collection



Curb: Castlerok 2, Greystone
 Paver: Rialto 80mm, Marble Grey with Villanova, Mackinaw border
 Step Treads: Oasis Coping, Onyx
 Masonry Stone: Artiste, Marble Gray




DOVER



ONYX



DOVER, SUAVE **NEW!**



ONYX, SUAVE **NEW!**

Suave finish only available on Bullnose Coping Stones.



Coping Stone
 Width 610mm (24")
 Length 360mm (14.125")
Individually Packaged



Bullnose Coping Stone
 Width 610mm (24")
 Length 360mm (14.125")
Individually Packaged



design idea!

Oasis Coping makes a perfect accent band or border for patios and pool decks alongside our 60mm slabs like Molina, Nueva or Nueva XL!



Coping: Oasis Bullnose, Dover, Suave
Slab: Nueva® XL Slab, Champagne


Cassina [70mm]



Nueva® Collection




Coping: Cassina, Onyx
Wall: Castlerok 2, Sandstone
Paver: Ridgefield Plus, Executive with Centurion, Onyx border



DOVER



ONYX



Cassina Coping Stone
Width 203mm (8")
Length 305mm (12")



design idea!

Cassina's narrow width makes it an ideal choice for round or curved applications like firepits and curvy-shaped pools!





Coping: Cassina, Dover
Pavers: Rialto 50mm, Champagne with Onyx inset





Walls

Our wall products are far more than concrete blocks. From pillars, steps and seat walls to barbecues, fireplaces and outdoor kitchens - the beauty, functionality, versatility and durability of our high-quality wall products deliver an architectural edge to a wide variety of landscape projects.

Walls & Steps: Proterra™, Natural (split)
Paver: Enviro Midori, Champagne


Nueva® 150 Wall

Nueva® Collection



Wall & Coping: Nueva® 150 Wall, Marble Grey
 Paver: Nueva® Slab, Marble Grey with Onyx inset
 Steps: Nueva® Step, Onyx


Today's outdoor design trends call for clean lines, contemporary style and a well-coordinated colour palette. Nueva® 150 Wall was designed with the versatility and strength required to help homeowners and design professionals increase usable space by managing troublesome grade changes, with a sleek profile and double-sided smooth face. With Oaks patented M-Lock technology and hollow cores, Nueva® 150 Wall allows for the use of stabilized backfill for the ultimate stability in the most challenging and true vertical applications.



CHAMPAGNE



MARBLE GREY



ONYX

Onyx available in Coping only.



16" Unit
 Width 400mm (15.75")
 Height 150mm (5.91")
 Depth 300mm (11.81")



20" Unit
 Width 500mm (19.69")
 Height 150mm (5.91")
 Depth 300mm (11.81")



20" Corner/End Unit
 Width 500mm (19.69")
 Height 150mm (5.91")
 Depth 300mm (11.81")



24" Unit
 Width 600mm (23.62")
 Height 150mm (5.91")
 Depth 300mm (11.81")

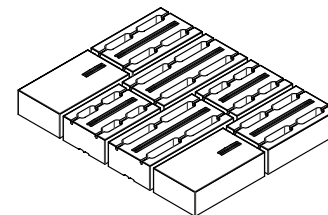
Combo Bundle



Coping
 Width 600mm (23.62")
 Height 75mm (2.95")
 Depth 340mm (13.38")
Packaged with End Coping Units.



End Coping
 Width 600mm (23.62")
 Height 75mm (2.95")
 Depth 340mm (13.38")
Packaged with Coping Units.



Combo Bundle Layout by Layer



design idea!

Nueva® 150 Wall pairs well with Nueva® Slab, Rialto, Molina & Nueva® Step.



Wall & Coping: Nueva® 150 Wall, Marble Grey
Paver: Nueva® Slab, Marble Grey with Onyx inset
Steps: Nueva® Step, Onyx


Nueva® 75 Wall




Nueva® Collection




Wall: Nueva® 75, Champagne
Coping: Oasis Bullnose, Onyx, Suave
Curb: Fronterra, Onyx



CHAMPAGNE



MARBLE GREY



ONYX

Available in Combo Bundle and Coping.



16" Unit
Width 400mm (15.75")
Height 75mm (2.95")
Depth 300mm (11.81")



20" Unit
Width 500mm (19.69")
Height 75mm (2.95")
Depth 300mm (11.81")



20" Corner/End Unit
Width 500mm (19.69")
Height 75mm (2.95")
Depth 300mm (11.81")



24" Unit
Width 600mm (23.62")
Height 75mm (2.95")
Depth 300mm (11.81")

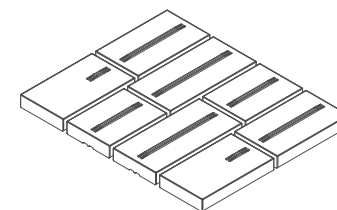
Combo Bundle



Coping
Width 600mm (23.62")
Height 75mm (2.95")
Depth 340mm (13.38")
Packaged with End Coping Units.



End Coping
Width 600mm (23.62")
Height 75mm (2.95")
Depth 340mm (13.38")
Packaged with Coping Units.



Combo Bundle Layout by Layer



design idea!

Nueva® 75 Wall pairs well with Nueva® Slab, Rialto, Molina & Nueva® Step.



Slab: Nueva® Slab, Marble Grey
Pool Wall: Nueva® 75, Marble Grey
Coping: Oasis Bullnose, Dover, Suave

Steps: Nueva® Step, Marble Grey
Garden Wall: Nueva® 150, Marble Grey with Oasis, Dover coping
Stone Masonry: Granada, Polar White




Slab: Molina®, Cloudburst & Twilight
 Step: Nueva® Step, Cloudburst
 Kitchen surround: Modan, Twilight


With a striking smooth surface, faintly beveled edges and a palette of subtly-blended colours, the sleek Modan wall system is the perfect choice for contemporary outdoor designs. The four linear-proportioned wall blocks are packaged together as a combo bundle, while the 440 Unit is also packaged separately making it ideal to use as accent banding for pillars, or as an independent system.



CHAMPAGNE



CLOUDBURST



MARBLE GREY



TWILIGHT



660 Unit
 Width 660mm (25.98")
 Height 110mm (4.33")
 Depth 220mm (8.66")



550 Unit
 Width 550mm (21.65")
 Height 110mm (4.33")
 Depth 220mm (8.66")



440 Unit
 Width 440mm (17.32")
 Height 110mm (4.33")
 Depth 220mm (8.66")



330 Unit
 Width 330mm (12.99")
 Height 110mm (4.33")
 Depth 220mm (8.66")

Combo Bundle



Linear Unit
 Width 440mm (17.32")
 Height 110mm (4.33")
 Depth 220mm (8.66")
Individually Packaged

*Concrete adhesive is required between rows for optimum stability.



design idea!

The smooth, linear look of Modan wall compliments our Nueva® Slabs and Pavers perfectly!



Walls & Firepit: Modan, Twilight
Slab: Molina®, Moraine

Castlerok 2



Curb: Castlerock 2, Greystone
Paver: Villanova, Mackinaw
Stone Masonry: Artiste, Marble Gray



CHARTAN



GREYSTONE



ONYX



SANDSTONE



Standard Unit
Width 305mm (12")
Height 102mm (4")
Depth 203mm (8")

*Concrete adhesive is required
between rows for optimum stability.



design idea!

Versatile and efficient – Castlerok 2 can be used as a feature wall, planter, pillar, BBQ/Kitchen surrounds or curbs!

Less is more with this one-block system featuring a weathered look and an embossed surface. An efficient and cost-effective option for pillars, planters, BBQ's, fireplaces and other applications, Castlerok 2 is easy to install in both linear and random pattern designs where both faces are visible.




Wall: Castlerok 2, Chartan
Paver: Centurion, Champagne



Pillar & Wall: Ortana, Mountain



DESERT




GREYFIELD



MOUNTAIN



NATURAL



ONYX **NEW!**

(TOP) SMOOTH
SIDE SHOWN

Onyx available in 2'
Split-Face Coping only.



SANDALWOOD



Standard Unit

Width 200mm (7.87")
Height 150mm (5.91")
Depth 300mm (11.81")

Individually Packaged



Tapered Unit

Front Width 200mm (7.87")
Back Width 150mm (5.91")
Height 150mm (5.91")
Depth 300mm (11.81")

Individually Packaged



90° Corner Unit

Width 300mm (11.81")
Height 150mm (5.91")
Depth 200mm (7.87")

Individually Packaged



2' Split-Face Coping Unit

Width 610mm (24.02")
Height 75mm (2.95")
Depth 300mm (11.81")

Individually Packaged

Note: For right and left corner info., consult the Ortana product sheet available on our website.

Defined by its rugged elegance, this product is available in a broad array of interesting colour blends and textures. Ortana adds a charming quality to single and double-sided walls, driveway borders, steps and embankments. Its exclusive split-tongue design and hand notches allow for vertical or set-back installations, saving time and costs. Use 90° corner units to easily create matching pillars.



design idea!

Consider capping your walls in Onyx for a dramatic contrast!



Wall: Ortana, Greyfield

Gardenia Linear

Legacy Collection



Wall: Gardenia Linear, Chartan



CHARTAN



GREYSTONE



SANDSTONE



Linear Unit
Width 600mm (23.62")
Height 150mm (5.91")
Depth 200mm (7.87")
Individually Packaged




90° Corner Unit
Width 300mm (11.81")
Height 150mm (5.91")
Depth 200mm (7.87")
Individually Packaged

Note: For right and left corner info., consult the Gardenia product sheet available on our website.



did you know?

Oaks Gardenia Linear can also be used as a curb or border to help outline and define your hardscape features.







Wall: Gardenia Linear, Greystone
Steps: Aria Step, Greyfield
Paver: Market Paver, Sangria & Serengeti



Wall: Proterra™, Greyfield (split & smooth)



GREYFIELD, SMOOTH



NATURAL, SMOOTH



TIMBERWOOD, SMOOTH
* Limited Availability

Legacy Collection



GREYFIELD, SPLIT



NATURAL, SPLIT



TIMBERWOOD, SPLIT



design idea!

Create an inset staircase using Proterra Wall & Aria Steps!
See diagram on page 100

Available as two complete texture offerings: smooth and split!

For projects that demand a complete retaining wall system, Oaks Proterra™ wall featuring M-Lock technology delivers a stable structure, even in true vertical installations. This engineered wall incorporates reversible split/smooth texture surfaces (with false joints on the smooth surfaces) to allow for added patterning and multiple design options. Built-in cutting guides for ½ blocks and 45° corners are included. The coping-step unit is stocked in colours as an attractive, stand-alone system.



| *Sizes on
page 100!*

Wall: Proterra™, Natural (smooth)

Proterra™ sizes

SMOOTH SIZES



Standard Unit
Width 1000mm (39.37")
Height 185mm (7.28")
Depth 375mm (14.76")
Smooth on both faces
Individually Packaged



Double Unit
Width 1000mm (39.37")
Height 185mm (7.28")
Depth 750mm (29.52")
Split on one face,
smooth on one face
**Packaged with similar
Standard Unit**




Triple Unit
Width 1000mm (39.37")
Height 185mm (7.28")
Depth 1125mm (44.29")
Smooth on both faces
Individually Packaged



Coping Corner/End Unit
Width 1000mm (39.37")
Height 185mm (7.28")
Depth 430mm (16.92")
Smooth on both faces
and closed end
Individually Packaged



Standard Corner Unit
Width 1000mm (39.37")
Height 185mm (7.28")
Depth 375mm (14.76")
Smooth on both faces
and closed end
Individually Packaged



Coping-Step Unit
Width 1000mm (39.37")
Height 185mm (7.28")
Depth 430mm (16.92")
Smooth on both faces
Individually Packaged

SPLIT SIZES



Standard Unit
Width 1000mm (39.37")
Height 185mm (7.28")
Depth 375mm (14.76")
Two units split on one face,
smooth on one face
One unit split on both faces
Individually Packaged



Double Unit
Width 1000mm (39.37")
Height 185mm (7.28")
Depth 750mm (29.52")
Split on one face,
smooth on one face
**Packaged with similar
Standard Unit**



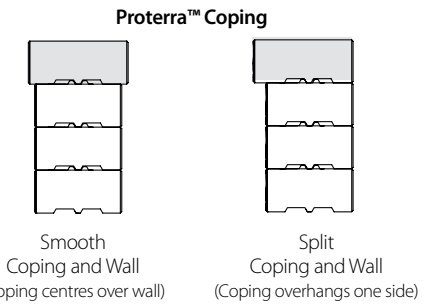
Coping Corner/End Unit
Width 875mm (34.44")
Height 185mm (7.28")
Depth 430mm (16.92")
Split on front face and
closed end
Individually Packaged



Standard Corner Unit
Width 875mm (34.44")
Height 185mm (7.28")
Depth 375mm (14.76")
Split on front face and
closed end
Individually Packaged



Coping-Step Unit
Width 1000mm (39.37")
Height 185mm (7.28")
Depth 430mm (16.92")
Split on one face, smooth
on one face
Individually Packaged

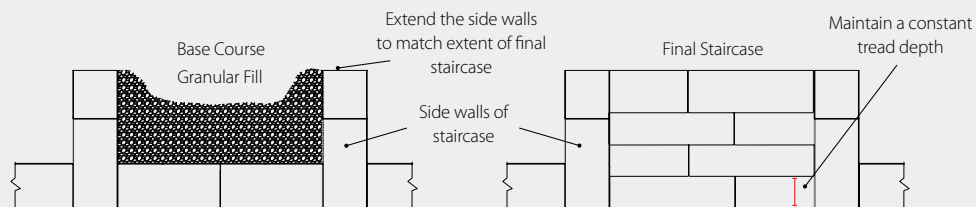


Note 1: Coloured wall units also available as custom order. Minimum quantities apply.

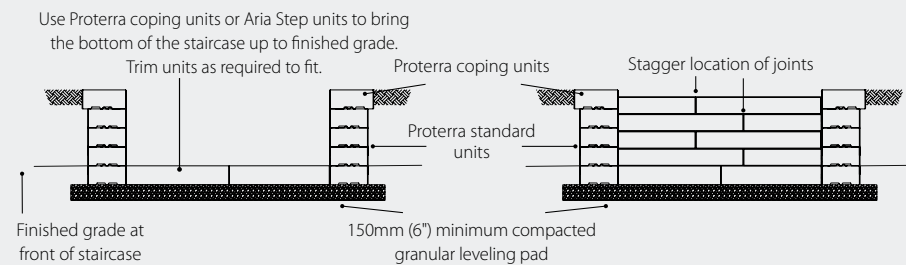
Note 2: For right and left corner info., consult the Proterra product sheet available on our website.

Inset staircase using Proterra™ wall & Aria steps

Plan View



Elevation View



Modeco One

★ | Legacy Collection



Wall: Modeco One, Chartan



CHARTAN



GREYSTONE



SANDSTONE



ONYX

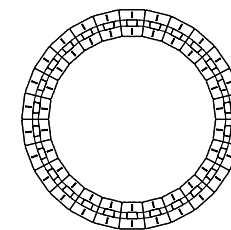


Standard Unit

Outside Width 184mm (7.25")
 Inside Width 140mm (5.50")
 Height 89mm (3.50")
 Depth 184mm (7.25")

Individually Packaged

*Concrete adhesive is required between rows for optimum stability.




Tree Ring

26 pieces make a 1.5m (60") outside diameter circle.

Modern convenience and vintage style come together with rough-hewn, appealing and lightweight Modeco One blocks, pre-split on both sides for simple installations of garden walls, tree surrounds and edging.





Paver: Presidio, Marble Grey & Onyx
Wall: Modan, Twilight
Masonry Wall: Contempo, Onyx

Planning *your project*

Your outdoor space is your canvas. With an impressive variety of colours, textures, shapes and patterns designed to work together in a myriad of design combinations, Oaks landscape products give you all the tools you need to inspire your project and start planning something spectacular. The creative process can be daunting. We can help!

Product Matrix

Slabs & Pavers

| Slabs & Pavers | | | | Recommended Use | | | | | | | | | | Technology Features | | |
|-------------------|-----------------------|------------|-----------|-----------------|-----------|-------|---------|----------|--------------|-------------------|--------------|------------------|------------------|---------------------|-------------|-----------|
| SLABS | Product | Collection | Thickness | Rooftop Terrace | Pool Deck | Patio | Walkway | Driveway | Parking Lots | Residential Roads | Main Streets | Emergency Routes | Industrial Areas | Permeable | EliteFinish | ColorBold |
| Rialto 50mm | 8x16 Stone | Rialto | 50mm | • | • | • | • | | | | | | | | | |
| | 16x24 Stone | Rialto | 50mm | • | • | • | • | | | | | | | | | |
| | Random Bundle | Rialto | 50mm | • | • | • | • | | | | | | | | | |
| Monterey | 8x16 Small Rectangle | Rialto | 50mm | • | • | • | • | | | | | | | | | |
| | Combo Bundle | Rialto | 50mm | • | • | • | • | | | | | | | | | |
| | 16x32 Large Rectangle | Rialto | 50mm | • | • | • | • | | | | | | | | | |
| Nueva® Slab | 8x16 Small Rectangle | Nueva | 60mm | | • | • | • | | | | | | | | | |
| | Random Bundle | Nueva | 60mm | | • | • | • | | | | | | | | | |
| Nueva® XL Slab | 24x36 Slab | Nueva | 60mm | | • | • | • | | | | | | | | | |
| Molina® 60mm | 6x12 Stone | Eterna | 60mm | | • | • | • | | | | | | | | • | • |
| | Combo Bundle | Eterna | 60mm | | • | • | • | | | | | | | | • | • |
| PAVERS | Product | Collection | Thickness | Rooftop Terrace | Pool Deck | Patio | Walkway | Driveway | Parking Lots | Residential Roads | Main Streets | Emergency Routes | Industrial Areas | Permeable | EliteFinish | ColorBold |
| Colonnade | Combo Bundle | Legacy | 60mm | | • | • | • | • | | | | | | | | |
| | 6x9 Stone | Legacy | 60mm | | • | • | • | • | | | | | | | | |
| | 9x9 Stone | Legacy | 60mm | | • | • | • | • | | | | | | | | |
| | 9x12 Stone | Legacy | 60mm | | • | • | • | • | | | | | | | | |
| Ridgefield Plus | Large Combo | Rialto | 70mm | | • | • | • | • | | | | | | | | |
| Ridgefield Smooth | 8x12 Stone | Nueva | 70mm | | • | • | • | • | | | | | | | | |
| | Large Combo | Nueva | 70mm | | • | • | • | • | | | | | | | | |
| Centurion | Jumbo | Rialto | 70mm | | • | • | • | • | | | | | | | | |
| | Standard | Rialto | 70mm | | • | • | • | • | • | | | • | | | | |
| | Combo Bundle | Rialto | 70mm | | • | • | • | • | | | | | | | | |
| Enviro Passagio | Combo Bundle | Eterna | 70mm | | | • | • | • | | | | | | • | • | • |
| Market Paver | 4x8 | Eterna | 80mm | | | • | • | • | • | • | • | • | • | | • | • |
| Hydr'eau Pave | Combo Bundle | Rialto | 80mm | | | • | • | • | • | | | • | | • | | |
| Villanova | Combo Bundle | Rialto | 80mm | | | • | • | • | | | | | | | | |
| | Rectangle Stone | Rialto | 80mm | | | • | • | • | | | | | | | | |
| Enviro Midori | Random Bundle | Nueva | 80mm | | | • | • | • | | | | • | | • | | |
| Nueva® Paver | 8x16 Small Rectangle | Nueva | 80mm | | | • | • | • | | | | | | | | |
| | Random Bundle | Nueva | 80mm | | | • | • | • | | | | | | | | |
| Rialto 80mm | 16x24 Rectangle | Rialto | 80mm | | | • | • | • | | | | | | | | |
| | Random Bundle | Rialto | 80mm | | | • | • | • | | | | | | | | |
| Presidio | Rectangle Stone | Nueva | 80mm | | | • | • | • | | | | • | | | | |
| | Combo Bundle | Nueva | 80mm | | | • | • | • | | | | | | | | |
| Molina® 80mm | 6x12 Stone | Eterna | 80mm | | | • | • | • | • | | | • | | | • | • |
| | Combo Bundle | Eterna | 80mm | | | • | • | • | | | | | | | • | • |
| | 12x24 Stone | Eterna | 80mm | | | • | • | • | | | | | | | • | • |
| Eterna | 100x300 Stone | Eterna | 100mm | | | | | • | • | • | • | • | • | | • | |
| | 100x400 Stone | Eterna | 100mm | | | | | • | • | | | • | | | • | |
| | 200x600 Stone | Eterna | 100mm | | | | | • | • | | | • | | | • | |
| | 400x600 Stone | Eterna | 100mm | | | | | • | • | | | • | | | • | |

Product Matrix


| <i>Walls</i> | | | <i>Recommended For</i> | | <i>Functional Features</i> | | | <i>Wall Type/Alignment & Installation</i> | | | | | | | <i>Additional Uses</i> | | | | |
|-------------------------|----------------|-------------------|------------------------|-----------------------|----------------------------|---------------------------|--------------|---|--------------------|----------------------|-----------------------------|----------------------------|----------------------------|---------------------------|------------------------|-------------|---------------|------------------|-----------------|
| Walls | Product | Collection | Garden Wall | Retaining Wall | Double-sided | Built-in Interlock | Cored | Straight Wall | Curved Wall | Free-standing | Single-Depth Gravity | Multi-Depth Gravity | Stabilized Backfill | Geogrid Reinforced | Machine Install | Curb | Pillar | Tree Ring | Feature* |
| Nueva® 150 | Combo Bundle | <i>Nueva</i> | | • | • | • | • | • | | • | | | • | • | | | | | • |
| Nueva® 75 | Combo Bundle | <i>Nueva</i> | • | | • | • | | • | | • | | | | | | | | | • |
| Modan | Combo Bundle | <i>Nueva</i> | • | | | | | • | | | • | | | | | • | | | • |
| | Linear Unit | <i>Nueva</i> | • | | | | | • | | | • | | | | | • | • | | • |
| Castlerok 2 | Standard Unit | <i>Legacy</i> | • | | • | | | • | | • | • | | | | | • | • | | • |
| Ortana | Standard Unit | <i>Legacy</i> | • | • | • | • | | • | | • | • | | • | • | | | (Corner Unit) | | • |
| | Tapered Unit | <i>Legacy</i> | • | • | | • | | | • | | • | | • | • | | | | | • |
| Gardenia Linear | Linear Unit | <i>Legacy</i> | • | | | • | | • | | | • | | | | | • | | | |
| Proterra™ Smooth | Standard Unit | <i>Nueva</i> | | • | • | • | | • | | • | | • | • | • | • | | | | |
| | Double Unit | <i>Nueva</i> | | • | | • | | • | | • | | • | • | • | • | | | | |
| | Triple Unit | <i>Nueva</i> | | • | | • | | • | | • | | • | • | • | • | | | | |
| Proterra™ Split | Standard Unit | <i>Legacy</i> | | • | | • | | • | | • | | • | • | • | • | | | | |
| | Double Unit | <i>Legacy</i> | | • | | • | | • | | • | | • | • | • | • | | | | |
| Modeco One | Standard Unit | <i>Legacy</i> | • | | • | | | • | • | • | • | | | | | | | | • |

*Feature = Fire pit/fire table, water feature, outdoor kitchen

Laying Patterns


Additional patterns and PAT files for AUTOCad users are available in the RESOURCES library of our new website. See page 112/113/119

Rialto [50 & 80mm]



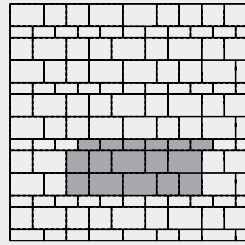
Pattern A - L-shape

20% (8x16)
40% (16x16)
40% (16x24)



Pattern B - L-shape

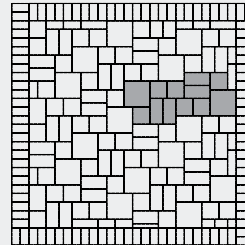
20% (8x16)
40% (16x16)
40% (16x24)



Pattern C - Running Bond


20% (8x16)
40% (16x16)
40% (16x24)

Monterey [50mm]



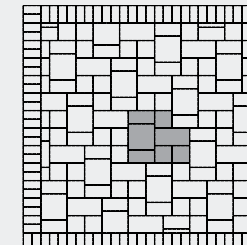
Pattern A

40% (16x16)
30% (12x24)
30% (24x24)



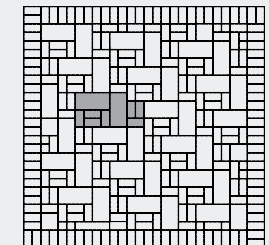
Pattern G

32% (16x16)
24% (12x24)
24% (24x24)
21% (8x16)



Pattern H

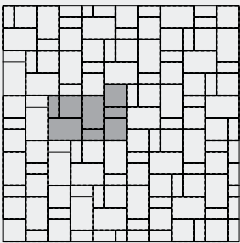
32% (16x16)
24% (12x24)
24% (24x24)
21% (16x32)



Pattern I


47% (8x16)
53% (16x32)

Nueva® Slab & Paver [60 & 80mm]



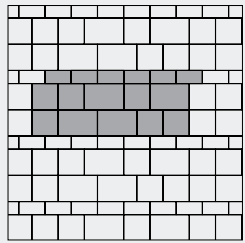
Pattern A - L-Shape

20% (8x16)
40% (16x16)
40% (16x24)




Pattern B - L-Shape

20% (8x16)
40% (16x16)
40% (16x24)




Pattern C - Running Bond

20% (8x16)
40% (16x16)
40% (16x24)



Pattern D - Running Bond

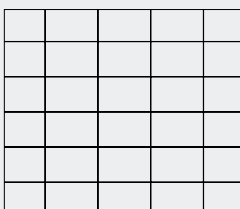
100% (8x16)



Pattern E - Herringbone


100% (8x16)

Nueva® XL Slab [60mm]




Pattern A - Stack Bond

100% (24x36)




Pattern B - Half Running Bond

100% (24x36)




Pattern C - Third Running Bond

100% (24x36)



Pattern D - Herringbone

100% (24x36)




Pattern F - Staggered Running Bond

100% (24x36)


Laying Patterns

Additional patterns and PAT files for AUTOCad users are available in the RESOURCES library of our new website. See page 112/113/119


Molina [60 & 80mm]



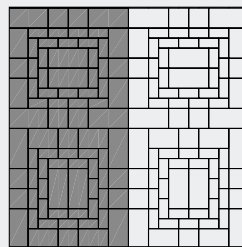
Pattern A - Running Bond
25% (12x12)
25% (12x18)
50% (12x24)



Pattern B - L-shape
25% (12x12)
25% (12x18)
50% (12x24)




Pattern C - L-shape
14.4% (6x12)
21.4% (12x12)
21.4% (12x18)
42.8% (12x24)

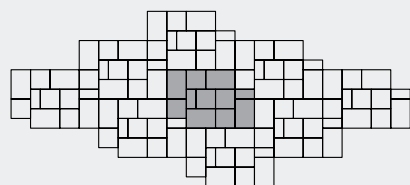


Pattern D - Patchwork
33.2% (6x12)
16.7% (12x12)
16.7% (12x18)
33.4% (12x24)

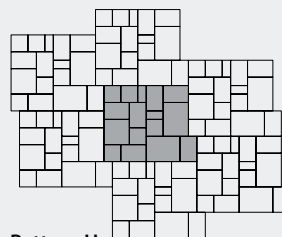
Colonnade [60mm]



Pattern C
27% (6x9)
20% (9x9)
53% (9x12)



Pattern G
8% (3x6)
42% (6x6)
50% (6x9)

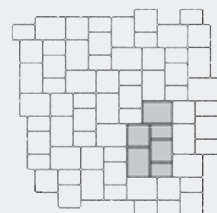


Pattern H
4% (3x6)
21% (6x6)
39% (6x9)
10% (9x9)
26% (9x12)


INSTALLATION NOTES PAGES 106-107

- 50mm & 60mm Slab products are recommended for use in pedestrian applications only (e.g. patios, walkways, pool sides) and are not suitable for any vehicular traffic. Improper use is not covered by warranty. The use of a paver roller compactor is recommended to avoid damage. If using a vibrating plate compactor, a protective pad (e.g. Urethane) must be used between the pavers and compactor. Damage to the pavers caused by improper compaction is not covered by warranty.
- The pavement surface should be clean before using a compactor.


Ridgefield Plus & Ridgefield Smooth [70mm]



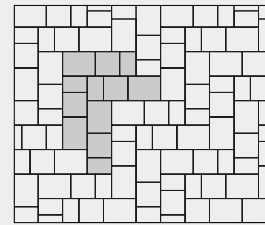
Pattern B - Cluster
22% (8x12)
33% (12x12)
45% (12x16)



Pattern E - Cluster
22% (8x12)
33% (12x12)
45% (12x16)



Pattern G - Running Bond
22% (8x12)
33% (12x12)
45% (12x16)




Pattern I - Pseudo Herringbone
22% (8x12)
33% (12x12)
45% (12x16)


Laying Patterns

Additional patterns and PAT files for AUTOCad users are available in the RESOURCES library of our new website. See page 112/113/119

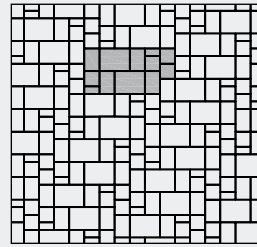
Centurion [70mm]




Pattern B - Cluster 1
35% (Jumbo)
35% (Standard)
24% (Square)
6% (Small)



Pattern G - Cluster 2
35% (Jumbo)
35% (Standard)
24% (Square)
6% (Small)




Pattern H - Cluster 3
35% (Jumbo)
35% (Standard)
24% (Square)
6% (Small)




Pattern J - Random Cobble
35% (Jumbo)
35% (Standard)
24% (Square)
6% (Small)


Market Paver [80mm]



Pattern A - Herringbone
100% (4x8)




Pattern B - Running Bond
100% (4x8)




Pattern C - Parquet
100% (4x8)

Hydr'eau Pave [80mm Permeable]




Pattern A - Mechanical Installation
1% (4x4 Stone)
24% (4x8 Stone)
32% (8x8 Stone)
43% (8x12 Stone)




Pattern B - Running Bond
23% (4x8 Stone)
33% (8x8 Stone)
44% (8x12 Stone)

Pattern B only uses 92% of 4x8 and no 4x4's. Use extra stones for edges and cutting.


Villanova [80mm]



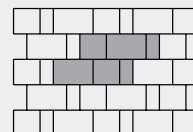
Pattern A - Cluster
43% (Large Rectangle)
29% (Square)
28% (Small Rectangle)



Pattern B - Cluster
50% (Large Rectangle)
33% (Square)
17% (Small Rectangle)



Pattern C - L-shape
55% (Large Rectangle)
36% (Square)
9% (Small Rectangle)



Pattern F - Running Bond
50% (Large Rectangle)
33% (Square)
17% (Small Rectangle)


INSTALLATION NOTES PAGES 108-109

- 50mm & 60mm Slab products are recommended for use in pedestrian applications only (e.g. patios, walkways, pool sides) and not suitable for any vehicular traffic. Improper use is not covered by warranty. The use of a paver roller compactor is recommended to avoid damage. When using a vibrating plate tamper on pavers 60mm or thicker, a protective pad (e.g. Urethane) must be used between the pavers and compactor. Damage to the pavers caused by improper compaction is not covered by warranty.
- The pavement surface should be clean before using a compactor.

Laying Patterns

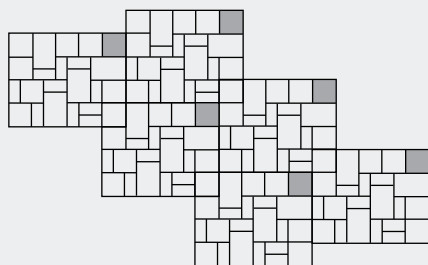
Additional patterns and PAT files for AUTOCad users are available in the RESOURCES library of our new website. See page 112/113/119

Enviro Midori [80mm Permeable]




Pattern B - Machine Install Stack Bond
25% (5x10)
45% (10x10)
30% (10x15)

Shaded units are flipped to break up lines.



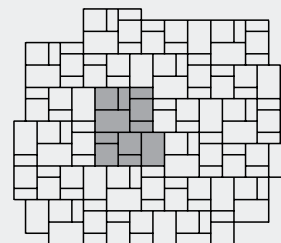
Pattern C - Machine Install Staggered Bond
25% (5x10)
45% (10x10)
30% (10x15)

Shaded units are removed during installation.



Pattern D - Pseudo Herringbone
26% (5x10)
42% (10x10)
32% (10x15)

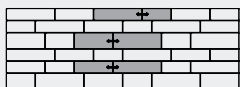
There is one extra 10x10 stone per layer.




Pattern E - Mixed Scale
26% (5x10)
42% (10x10)
32% (10x15)

There is one extra 10x10 stone per layer.

Presidio [80mm]




Pattern A - Machine Install Ashlar
60% (4.84" width, Stones 1, 2, 3)
40% (6.5" width, Stones 4, 5, 6)




Pattern B - Machine Install Herringbone
60% (4.84" width, Stones 1, 2, 3)
40% (6.5" width, Stones 4, 5, 6)

Note:
Patterns A and B utilize 100% of stones as packaged in combo bundle.
See page 68 for individual stone dimensions.




Pattern D - Running Bond
100% (Rectangle)


Eterna [100mm]




Pattern G - Herringbone
100% (100x400)



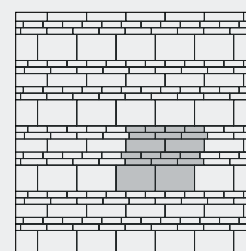
Pattern M - Running Bond
33.3% (100x300)
33.3% (100x400)
33.3% (200x600)



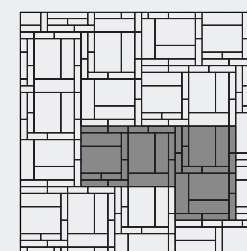
Pattern O - L-shape
20% (100x300)
26.7% (100x400)
53.3% (200x600)



Pattern R - Cascade
100% (100x400)



Pattern V - Running Bond
20% (100x300)
20% (100x400)
20% (200x600)
40% (400x600)



Pattern X - Random
14% (100x300)
19% (100x400)
29% (200x600)
38% (400x600)

Note:
Patterns G and R can also be created with other Eterna sizes.

Choosing a Contractor

You are about to invest in a long-lasting concrete landscape project. Like any construction project, the quality of the finished product is highly dependent on the quality of the contractor doing the work.

Recommended Contractor Qualifications:

- > Member of ICPI and/or Landscape Ontario
- > ICPI Certified Concrete Paver Installer or ICPI Accredited Paver Installer Company
- > Project references (recommend installation experience of a minimum of 10,000 square feet)
- > 2 year installation warranty
- > Verify insurance and applicable licenses
- > Adhere to the installation guidelines recommended by ICPI

To find a certified installer visit: www.icpi.org



1ONESAND

The only polymeric sand you need.


1ONESAND polymeric sand is a specially formulated, high-performance mix of calibrated sands, polymers, and binding agents designed to fill and firmly bind paver joints. 1OneSand's superior performance and durability is ideal for all newly installed pavers or slabs, as well as paver joint replacement on existing walkways, patios or even sloped driveways. 1OneSand remains stable and just flexible enough, maintaining its durability and flexibility in the most extreme weather conditions.

Features:


- Fast, easy setting
- Prevents weed growth & ant hills
- Suitable for joints up to 4" (100mm) wide
- Long lasting formula
- Free of dyes or pigments
- Will not stain pavers




Available in 4 colours!
50lb (22.7kg) bag | 63 bags/skid



Canvas Beige



Absolute Black



Granite Grey



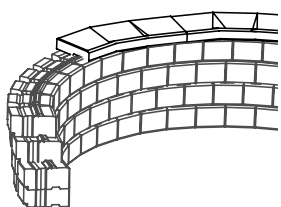
Urban White

Building Walls

When planning your project, there are a few things to consider about your landscape...

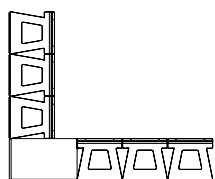
Is there a steep slope? Do you need tiered walls? Does your plan include angles or curves? Whether it's a low garden wall or an expansive tiered and curved retaining structure, Oaks has a wide range of wall products in a variety of attractive colours to help you get the job done. Here are a few wall designs and basic construction methods to help you get started.

ROUND CORNERS



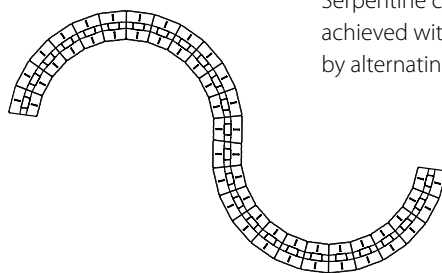
To achieve larger radius applications on Single-Sided walls, gap the inside (backside) of the wall modules accordingly.

90° CORNERS



Alternate the direction of your 90° Corner Units for optimum stability. Glue each unit to the previous for additional security.

CURVES



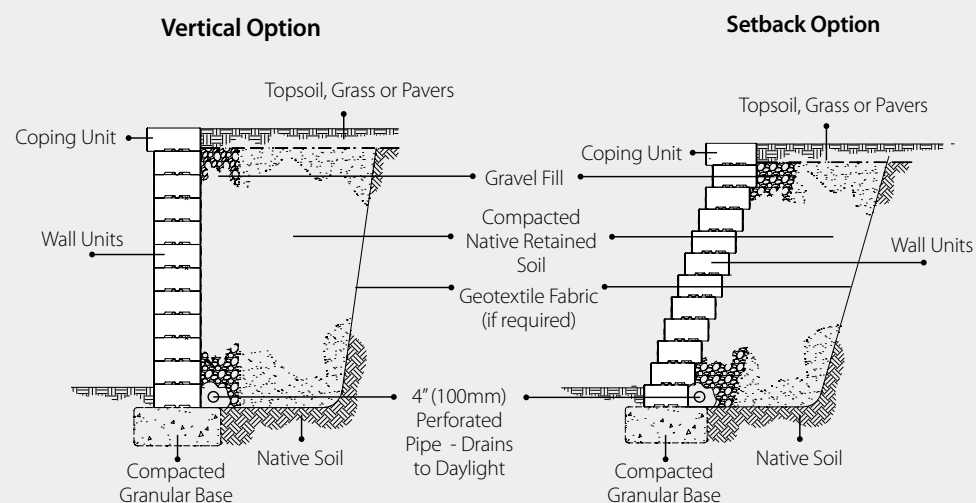
Serpentine curves can be achieved with some products by alternating the tapered units.

Freestanding & Retaining Wall Capabilities

This chart provides general construction limits based on a typical planter bed behind the wall. Reference the available Estimating Guides (Nueva, Ortana & Proterra) for higher retaining walls, where there is any sort of load (slope, fence, traffic) behind the wall, or where any other special conditions exist. Design support is recommended when there is a pedestrian guard required [area behind the wall is accessible and the wall height exceeds 600mm (23.6")] and/or a building permit is required [wall height exceeds 1,000mm (39.4")].

| WALL BLOCK TYPE | Design (See options below) | Max. Wall Height Under Ideal Conditions ¹ | | Adhesive Required ² | Setback Angle | Min. Outside Radius | |
|------------------------|-------------------------------|---|-------------|-----------------------------------|------------------|---------------------|--------|
| | | Inches | Millimetres | | | Degrees | Inches |
| Castlerok 2 | Vertical | 20.1 | 510 | yes | 0 | n/a | n/a |
| Gardenia Linear | Setback | 26.6 | 675 | no | 5 | n/a | n/a |
| Modan | Vertical | 21.7 | 550 | yes | 0 | n/a | n/a |
| Modeco One | Vertical | 17.5 | 445 | yes | 0 | 30.25 | 768 |
| Nueva® 150 Wall | Vertical | 20.7 | 525 | no | 0 | n/a | n/a |
| | Setback | 20.7 | 525 | no | 3.5 | n/a | n/a |
| Nueva® 75 Wall | Vertical | 20.7 | 525 | no | 0 | n/a | n/a |
| | Setback | 26.6 | 675 | no | 3.5 | n/a | n/a |
| Ortana | Vertical | 20.7 | 525 | no | 0 | 48 | 1219 |
| | Setback | 26.6 | 675 | no | 7 | 48 | 1219 |
| Proterra™ | Vertical | 21.9 | 555 | no | 0 | n/a | n/a |
| | Setback | 36.4 | 925 | no | 8 | n/a | n/a |

Notes¹: Maximum height includes the buried portion of the wall and the coping unit (where applicable)
Notes²: Concrete adhesive is required as there is no form of interlock between units.



Our Guarantee

OAKS LANDSCAPE PRODUCTS LIFETIME WARRANTY

Oaks Landscape Products are manufactured to the highest quality standards in a tightly controlled, fully monitored production environment. Oaks Landscape Products are guaranteed to be free of material defects for as long as the original Purchaser (Homeowner), owns the residence where the product(s) are installed. Product found to be defective will be replaced without cost. Colour matching cannot be guaranteed and replacement labour is not included. The warranty is subject to normal 'residential' use conditions.

LIMITATIONS & EXCLUSIONS

This Warranty does not apply to damage, deterioration or colour change to the concrete products resulting from:

1. Product installation inconsistent with the Interlocking Concrete Pavement Institute (ICPI) or National Concrete Masonry Association (NCMA) Guidelines.
2. Breakage caused by transportation, handling, site design, overloading, impact or base/subgrade settlement.
3. Surface discolouration caused by staining, efflorescence, improper sealing, pollution or abrasion.
4. Contact with fertilizers, harmful chemicals, or de-icing agents other than sodium chloride.



Considerations & Care Information

PRODUCT CHOICES

When it comes to the overall look and feel of your outdoor living space, there are a few simple things to keep in mind to make sure your project complements the architectural features of your home and will meet your final expectations:

- 1. Scale** - Mark off the perimeter of your project using a garden hose or rope, place some of the desired furnishings, and then walk around the area to make sure there is enough room for people to move around comfortably. Then choose products with a scale that works within the available space.
- 2. Colour** - Colours can range from warm to cool, earth tones to neutrals. Using different coloured borders or bands can add a touch of elegance, or define "rooms" within the outdoor space. Lighter colours also increase safety around pools as they don't absorb as much heat in the summer months - this saves your bare feet from potential burns.
- 3. Texture** - Textures not only create a more natural-looking product, but can also reduce the risk of slips.
- 4. Planting Beds** - Smartly placed low garden or planter walls will contribute to a warm, welcome and cozy feeling, and can provide extra seating.
- 5. Slope** - Perhaps you have an idea for your outdoor retreat, but the terrain does not work. Consider using one of our retaining wall products to create more usable space (see pages 85-101 for more information).
- 6. Think Green** - Permeable pavements can help deal with storm water around your home, and allows water to return to the native ground.

PREPARATION IS KEY

Site preparation is the key to ensuring the long-term success of your project. When excavating the area, provide proper grading that allows any water to drain away. Then compact the native soil subgrade as this is the foundation upon which your entire project rests. The thickness of the granular aggregate layer should be properly designed based on the expected loads (people versus cars), and the aggregates need to be properly compacted into place. For pavers, the final preparation step before laying your pavers is the spreading and leveling of bedding sand to help lock your project in place.

The ICPI (Interlocking Concrete Pavement Institute) and NCMA (National Concrete Masonry Association) have published several best practice and knowledge documents to assist and guide you through the entire design and installation process. You can find everything you need by visiting www.icpi.org and www.ncma.org.

LAYOUT THE DELIVERED PRODUCT

Although we go to great lengths to ensure that the product and colour representations shown in our product guides and on our website are as accurate as possible, there are always variations in printing processes and monitors that will affect the outcome. Colour tones of the delivered product can also vary from the representations, between separately manufactured product sizes, or even between runs of the same product, especially with monochromatic (single solid) colours; this is due to slight variations in the raw materials and the manufacturing process itself, and is not a sign of defective product. That is why we recommend you lay out a small sample area of the various products delivered to site to make sure you are satisfied with the overall appearance. If you notice a problem or discrepancy, notify us immediately and do not continue with the project. Installation of the product is understood as acceptance of the product's colour and condition.

THE RIGHT TOOLS FOR THE JOB

There are a number of tools on the market that help move, place and compact our pavers and wall blocks into place. Vacuum lifters and clamps can be used to help maneuver the product around, saving time and backs. Roller tampers, rather than traditional plate tampers, reduce the risk of chipping and breakage of larger pavers and slabs. For more information, talk with your local Oaks sales representative.

EFFLORESCENCE

Efflorescence is a powdery, white residue that can form on the surface of concrete products. Although aesthetically unappealing, it occurs naturally and is not an indication of poor product quality. Caused by a combination of naturally occurring salts and moisture, most efflorescence (or efflo) will wear off with time, or can be removed easily by dry-brushing and flushing with clean water. For more stubborn situations, commercial cleaners are available. Always follow the manufacturers' directions carefully as improper use of these solvents can damage the paver surface. For more information, visit www.icpi.org.

PROTECTING YOUR INVESTMENT

Select Oaks products made with ColorBold™, which helps maintain the colour of the product and protects them from certain stains. A wide variety of after-market sealers are available in varying finishes, for additional protection.

Although most Oaks products are designed to be low maintenance, there are a number of preventative maintenance steps that can ensure that your project keeps its pristine appearance. Regularly check to see if the pavers are moving either outward (called creep) or settling. Creep indicates failure of the edge restraints, while settlement indicates issues with the base or native foundation. Clean stains as soon as they occur so they do not set; different methods of cleaning are outlined in Tech Specs from both ICPI and NCMA. Weeds occur when dirt and seeds blow in from the surrounding area and germinate in the joints; remove the weeds and dirt, and refill the areas with polymeric jointing material to prevent a re-occurrence. Last, but not least, avoid using de-icing chemicals other than traditional rock salt; specialty products that claim to be concrete safe quite often are not, and can cause permanent damage.

MAINTENANCE

5 paver tips!

① Keep the pavers clean

Like all pavements, concrete pavers will look worn when they get dirty and stained. Grab a broom and sweep the dirt and debris off of your paving stones regularly. Don't let leaves or other debris sit, especially when it is about to rain, as the decomposing material can stain the paver surface. Any stains that do occur should be treated as soon as possible. The longer they remain on the surface, the deeper they penetrate and the harder they are to remove. Water and dish soap, with a little elbow grease, can remove many stains, and specialty cleaners are available for more stubborn stains such as motor oil.

② Removing weeds

Weeds can germinate between pavers from windblown seeds lodged in the joints. Weeds can be removed by hand or with herbicides. If using a herbicide, take care not to spray onto adjacent vegetated areas, and use biodegradable products. If weed growth is an ongoing issue, consider refilling the joints with a polymeric material intended to prevent weed growth.

③ Apply a paver sealer

You can help keep your paving stones looking new by applying a sealer, which not only helps enhance the paver's colour, but also slows the penetration of stains and prevent dirt from lodging in the surface. Sealers should only be applied on clean, dry pavers; applying a sealer to a wet paver can result in water blushing below the sealer (the sealer turns milky white) which is difficult to remove. Different sealers will create a glossy or matte finish, so make sure you pick the right one.

④ Use of manufacturer approved de-icing chemicals

Rule #1 - Only use as much de-icing material on concrete pavers as needed to do the job. Rule #2 – only use rock salt (sodium chloride) as this is the least damaging to concrete materials. Using magnesium chloride, calcium magnesium acetate (CMA) or other fancy branded de-icing chemicals can cause significant damage to the pavement.

⑤ Replace damaged pavers

If one or more of your patio pavers is damaged or becomes too badly stained, you can replace them without having to replace everything around it. Replacing paving stones can be done in only a couple of hours to restore that brand-new look. It is a good idea to keep a few extra pavers around from the original installation for this eventuality.

Following these simple rules will help keep your pavement looking good for many years.



Packaging Specifications

** All three Ridgefield Plus/Smooth stones used as a sailor soldier course.
 ***All four Enviro Passagio stones used as a sailor course.
 † Packaged with mesh between layers

Slabs & Pavers

Bundle Specifications

Per Section Specifications

| | Layers | Sq. Ft. | Lin. Ft. | Pieces | Weight | Sections | Sq. Ft. | Lin. Ft. | Pieces | Weight | |
|--|-----------|---------|-----------------------------------|---------------------------|---------------------------------------|----------|---------|---------------------------------|-----------------------|------------------------------------|------|
| RIALTO 50mm | | | | | | | | | | | |
| 8x16 | 10 | 129.2 | 98.4 (soldier) 196.8 (sailor) | 150 | 3025 | Layer † | 12.9 | 9.8 (soldier) 19.7 (sailor) | 15 | 303 | |
| 8x16 16x16 16x24 | Random | 10 | 129.2 | 98.4 (sailor) | 30 30 20 | 3063 | Layer † | 12.9 | 9.8 (sailor) | 3 3 2 | 306 |
| 16x24 | 10 | 129.2 | 65.6 (soldier) 98.4 (sailor) | 50 | 3076 | Layer † | 12.9 | 6.6 (soldier) 9.8 (sailor) | 5 | 308 | |
| MONTEREY 50mm | | | | | | | | | | | |
| 8x16 Small Rectangle | 10 | 103.3 | 78.7 (soldier) 157.4 (sailor) | 120 | 2450 | Layer † | 10.3 | 7.9 (soldier) 15.7 (sailor) | 12 | 245 | |
| 16x16 12x24 24x24 | Random | 10 | 129.2 | - | 30 20 10 | 3081 | Layer † | 12.9 | - | 3 2 1 | 308 |
| 16x32 Large Rectangle | 10 | 103.3 | 39.4 (soldier) 78.7 (sailor) | 30 | 2469 | Layer † | 10.3 | 3.9 (soldier) 7.8 (sailor) | 3 | 247 | |
| NUEVA® SLAB 60mm | | | | | | | | | | | |
| 8x16 Small Rectangle | 8 | 103.4 | 78.7 (soldier) 157.4 (sailor) | 120 | 2912 | Layer † | 12.9 | 9.8 (soldier) 19.7 (sailor) | 15 | 364 | |
| 8x16 16x16 16x24 | Random | 8 | 103.4 | 78.7 (sailor) | 24 (8x16) 24 (16x16) 16 (16x24) | 2940 | Layer † | 12.9 | 9.8 (sailor) | 3 (8x16) 3 (16x16) 2 (16x24) | 368 |
| NUEVA® XL SLAB 60mm | | | | | | | | | | | |
| 24x36 | 10 | 116.25 | 39.4 (soldier) 59 (sailor) | 20 | 3200 | Layer † | 11.6 | 3.9 (soldier) 5.9 (sailor) | 2 | 320 | |
| MOLINA® 60mm | | | | | | | | | | | |
| 12x12 12x18 12x24 | Combo | 8 | 93 | 94.5 (sailor) | 24 16 24 | 2790 | Layer † | 11.6 | 11.8 (sailor) | 3 2 3 | 349 |
| 6x12 | 8 | 93 | 94.5 (soldier) 189 (sailor) | 192 | 2740 | Layer † | 11.6 | 11.8 (soldier) 23.6 (sailor) | 24 | 343 | |
| COLONNADE 60mm | | | | | | | | | | | |
| 3x6 6x6 | Combo | 9 | 104 | 35 - (3x6) 177 - (6x6) | 144 - (3x6) 360 - (6x6) | 2925 | 8 | 13 | 4.4 (3x6) 22 (6x6) | 18 - (3x6) 45 - (6x6) | 366 |
| 6x9 | 9 | 105 | 141.7 (soldier) | 288 | 2826 | 8 | 13.1 | 17.7 (soldier) | 36 | 353 | |
| 9x9 | 9 | 98 | 132.9 (soldier) | 180 | 2750 | 5 | 19.6 | 26.6 (soldier) | 36 | 550 | |
| 9x12 | 9 | 104 | 106.3 (soldier) | 144 | 2936 | 4 | 26 | 26.6 (soldier) | 36 | 734 | |
| RIDGEFIELD PLUS 70mm | | | | | | | | | | | |
| 8x12 12x12 12x16 | Lg. Combo | 8 | 93 | 94.5** | 32 each | 3004 | 4 | 23.25 | 23.6** | 8 each | 751 |
| RIDGEFIELD SMOOTH 70mm | | | | | | | | | | | |
| 8x12 | 8 | 104 | 105 (soldier) 157.5 (sailor) | 160 | 3340 | Layer † | 13 | 13.1 (soldier) 19.7 (sailor) | 20 | 418 | |
| 8x12 12x12 12x16 | Lg. Combo | 8 | 93 | 94.5** | 32 each | 3004 | Layer † | 11.6 | 11.8** | 4 each | 376 |
| CENTURION 70mm | | | | | | | | | | | |
| Jumbo | 9 | 90 | 99.2 (soldier) 132.2 (sailor) | 144 | 2880 | 4 | 22.5 | 24.8 (soldier) 33 (sailor) | 36 | 720 | |
| Standard | 8 | 105.6 | 154.3 (soldier) 231.5 (sailor) | 336 | 3258 | 6 | 17.6 | 25.7 (soldier) 38.6 (sailor) | 56 | 543 | |
| Jumbo Standard Square Small | Combo | 9 | 97 | - | 54 108 108 54 | 3096 | 3 | 32.3 | - | 18 36 36 18 | 1032 |
| ENVIRO PASSAGIO 70mm | | | | | | | | | | | |
| Stone 1 Stone 2 Stone 3 Stone 4 | Combo | 9 | 108 | 263.2*** | 81 81 135 81 | 3275 | Layer † | 12 | 29.3*** | 9 9 15 9 | 364 |

Packaging Specifications

** Stones 1 - 3 are the 4.84" width stones.
 *** Stones 4 - 6 are the 6.5" width stones.
 † Packaged with mesh between layers

Pavers

| | | Bundle Specifications | | | | | Per Section Specifications | | | | |
|------------------------|--------|-----------------------|-----------------------------------|------------|--------|----------|----------------------------|---------------------------------|---------------------------------|--------|--------------|
| MARKET PAVER 80mm | Layers | Sq. Ft. | Lin. Ft. | Pieces | Weight | Sections | Sq. Ft. | Lin. Ft. | Pieces | Weight | |
| 4x8 | 6 | 69.8 | 106.3 (soldier) 212.6 (sailor) | 324 | 2684 | Layer † | 11.6 | 17.7 (soldier) 35.4 (sailor) | 54 | 447 | |
| HYDR'EAU PAVE 80mm | Layers | Sq. Ft. | Lin. Ft. | Pieces | Weight | Sections | Sq. Ft. | Lin. Ft. | Pieces | Weight | |
| 4x4 | Combo | 64.1 | 97.4 (sailor) | 6 | 2232 | Layer | 10.7 | 16.2 (sailor) | 1 | 372 | |
| 4x8 | | | | 72 | | | | | 12 | | |
| 8x8 | | | | 48 | | | | | 8 | | |
| 8x12 | | | | 42 | | | | | 7 | | |
| VILLANOVA 80mm | Layers | Sq. Ft. | Lin. Ft. | Pieces | Weight | Sections | Sq. Ft. | Lin. Ft. | Pieces | Weight | |
| Rectangle | 6 | 76.5 | 58.8 (soldier) 117.5 (sailor) | 90 | 2856 | 3 | 25.5 | 19.6 (soldier) 39.2 (sailor) | 30 | 952 | |
| Large Rectangle Square | 6 | 76.5 | 58.8 (sailor) | 18 18 | 2898 | 3 | 25.5 | 19.6 (sailor) | 6 6 | 966 | |
| RIALTO 80mm | Layers | Sq. Ft. | Lin. Ft. | Pieces | Weight | Sections | Sq. Ft. | Lin. Ft. | Pieces | Weight | |
| 16x24 | 6 | 77.5 | 59.1 (sailor) 39.4 (soldier) | 30 | 2930 | Layer † | 12.9 | 9.8 (sailor) 6.6 (soldier) | 5 | 488 | |
| 8x16 | Random | 77.5 | 59.1 (sailor) | 18 | 2930 | Layer † | 12.9 | 9.8 (sailor) | 3 | 488 | |
| 16x16 | | | | 18 | | | | | 3 | | |
| 16x24 | | | | 12 | | | | | 2 | | |
| ENVIRO MIDORI 80mm | Layers | Sq. Ft. | Lin. Ft. | Pieces | Weight | Sections | Sq. Ft. | Lin. Ft. | Pieces | Weight | |
| 5x10 | Random | 74.4 | 94.5 (sailor) | 60 | 2675 | Layer | 12.4 | 15.7 (sailor) | 10 | 446 | |
| 10x10 | | | | 54 | | | | | 9 | | |
| 10x15 | | | | 24 | | | | | 4 | | |
| PRESIDIO 80mm | Layers | Sq. Ft. | Lin. Ft. | Pieces | Weight | Sections | Sq. Ft. | Lin. Ft. | Pieces | Weight | |
| Rectangle Stone | 6 | 54.6 | 49.6 (soldier) | 90 | 2070 | 3 | 18.2 | 16.5 (soldier) | 30 | 690 | |
| Stone 1 | Combo | 65.3 | 95 (sailor) (stones 1-3***) | 24 each | 2478 | Layer | 10.9 | 15.8 (1-3) | 4 each (1-3) | 413 | |
| Stone 2 | | | | | | | | | | | |
| Stone 3 | | | | | | | | | | | |
| Stone 4 | | | | 12 each | | | | | 47 (sailor) (stones 4-6****) | | 2 each (4-6) |
| Stone 5 | | | | | | | | | | | |
| Stone 6 | | | | | | | | | | | |
| MOLINA® 80mm | Layers | Sq. Ft. | Lin. Ft. | Pieces | Weight | Sections | Sq. Ft. | Lin. Ft. | | Pieces | Weight |
| 12x12 | Combo | 69.8 | 70.8 (sailor) | 18 | 2720 | Layer † | 11.6 | 11.8 (sailor) | | 3 | 453 |
| 12x18 | | | | 12 | | | | | | 2 | |
| 12x24 | | | | 18 | | | | | 3 | | |
| 6x12 | 6 | 69.8 | 70.8 (soldier) 141.7 (sailor) | 144 | 2689 | Layer † | 11.6 | 11.8 (soldier) 23.6 (sailor) | 24 | 448 | |
| 12x24 | 6 | 69.8 | 35.4 (soldier) 70.8 (sailor) | 36 | 2778 | Layer † | 11.6 | 5.9 (soldier) 11.8 (sailor) | 6 | 463 | |
| NUEVA® PAVER 80mm | Layers | Sq. Ft. | Lin. Ft. | Pieces | Weight | Sections | Sq. Ft. | Lin. Ft. | Pieces | Weight | |
| 8x16 Small Rectangle | 6 | 77.52 | 59 (soldier) 118.2 (sailor) | 90 | 2902 | Layer † | 12.92 | 9.8 (soldier) 19.7 (sailor) | 15 | 484 | |
| 8x16 | Random | 77.52 | 118.2 (sailor) | 18 (8x16) | 2930 | Layer † | 12.92 | 19.7 (sailor) | 3 (8x16) | 488 | |
| 16x16 | | | | 18 (16x16) | | | | | 3 (16x16) | | |
| 16x24 | | | | 12 (16x24) | | | | | 2 (16x24) | | |
| ETERNA 100mm | Layers | Sq. Ft. | Lin. Ft. | Pieces | Weight | Sections | Sq. Ft. | Lin. Ft. | Pieces | Weight | |
| 100x300 | 6 | 64 | 65 (soldier) 194.9 (sailor) | 198 | 2979 | Layer † | 10.7 | 10.8 (soldier) 32.5 (sailor) | 33 | 497 | |
| 100x400 | 6 | 57 | 43.3 (soldier) 173.2 (sailor) | 132 | 2684 | Layer † | 9.5 | 7.2 (soldier) 28.9 (sailor) | 22 | 447 | |
| 200x600 | 6 | 62 | 31.5 (soldier) 94.5 (sailor) | 48 | 2889 | Layer † | 10.3 | 5.3 (soldier) 15.8 (sailor) | 8 | 481 | |
| 400x600 | 5 | 64.6 | 32.8 (soldier) 49.2 (sailor) | 25 | 3012 | Layer † | 12.9 | 6.6 (soldier) 9.8 (sailor) | 5 | 602 | |

Packaging Specifications

Curbs & Steps

| CURBS & STEPS | Bundle Specifications | | | | | | Per Section Specifications | | | | |
|----------------|-----------------------|--------------------------|----------|--------|--------|-------------------------------------|----------------------------|----------|--------|--------|--------------|
| | Layers | Sq. Ft. | Lin. Ft. | Pieces | Weight | Sections | Sq. Ft. | Lin. Ft. | Pieces | Weight | Weight/Piece |
| Fronterra Curb | 4 | - | 125.1 | 108 | 2948 | Layer | - | 31.3 | 27 | 737 | 27.3 |
| Nueva® Step | 1 | 7.8 (face) 20.6 (top) | 15.7 | 4 | 1440 | - | - | - | - | - | 360 |
| Aria Step | 1 | 8.5 (face) 20.6 (top) | 15.75 | 4 | 1600 | No sections available for Aria Step | | | | | 400 |

Copings

| COPINGS | Bundle Specifications | | | | | | Per Section Specifications | | | | |
|-----------------------|-----------------------|---------|----------|--------|--------|----------|----------------------------|----------|--------|--------|--------------|
| | Layers | Sq. Ft. | Lin. Ft. | Pieces | Weight | Sections | Sq. Ft. | Lin. Ft. | Pieces | Weight | Weight/Piece |
| Cassina Coping Stone | 2 | 52 | 52 | 78 | 1716 | 3 | 17.3 | 17.3 | 26 | 572 | 22 |
| Oasis Standard Coping | 9 | 85 | 72 | 36 | 2448 | Layer | 9.5 | 8 | 4 | 272 | 68 |
| Oasis Bullnose Coping | 10 | 71 | 60 | 30 | 2040 | Layer | 7.1 | 6 | 3 | 201 | 67 |

Walls

| WALLS | Bundle Specifications | | | | | | Per Section Specifications | | | | |
|---|-----------------------|----------------------------|----------|---------|--------|---|-----------------------------|----------|--------|--------|--------------|
| | Layers | Sq. Ft. | Lin. Ft. | Pieces | Weight | Sections | Sq. Ft. | Lin. Ft. | Pieces | Weight | Weight/Piece |
| NUEVA® 150 WALL | | | | | | | | | | | |
| 16" Unit 20" Unit 20" Corner/End Unit 24" Unit | Combo | 4 | 26 | 52.5 | 3200 | Layer | 6.5 | 13.1 | 2 | 800 | 76 |
| | | | | | | | | | 2 | | 90 |
| | | | | | | | | | 2 | | 110 |
| | | | | | | | | | 2 | | 124 |
| Coping Unit Coping End Unit | 8 | 11.6 | 47.2 | 16 8 | 1872 | Layer | 1.5 | 5.9 | 2 1 | 234 | 78 78 |
| NUEVA® 75 WALL | | | | | | | | | | | |
| 16" Unit 20" Unit 20" Corner/End Unit 24" Unit | Combo | 6 | 19.5 | 78 | 2589 | Layer | 3.3 | 13 | 2 | 432 | 43 |
| | | | | | | | | | 2 | | 54 |
| | | | | | | | | | 2 | | 54 |
| | | | | | | | | | 2 | | 65 |
| Coping Unit Coping End Unit | 8 | 11.6 | 47.2 | 16 8 | 1872 | Layer | 1.5 | 5.9 | 2 1 | 234 | 78 78 |
| MODAN | | | | | | | | | | | |
| 330 Unit 440 Unit 550 Unit 660 Unit | Combo | 3 | 28.1 | 78 | 2884 | Layer | 9.4 | 26 | 4 | 961 | 40 |
| | | | | | | | | | 4 | | 53 |
| | | | | | | | | | 4 | | 67 |
| | | | | | | | | | 4 | | 80 |
| Linear Unit | 3 | 25 (wall) 37.5 (column) | 69.3 | 48 | 2544 | Layer | 8.3 (wall) 12.5 (column) | 23 | 16 | 848 | 53 |
| CASTLEROK 2 | | | | | | | | | | | |
| Standard Unit | 6 | 32 | 96 | 96 | 2976 | Layer | 5.33 | 16 | 16 | 496 | 31 |
| ORTANA | | | | | | | | | | | |
| Standard Unit | 3 | 19.4 | 39.4 | 60 | 2760 | 4 | 4.9 | 9.9 | 15 | 690 | 46 |
| Tapered Unit | 3 | 19.4 | 39.4 | 60 | 2400 | No sections available for tapered units | | | | | 40 |
| 90° Corner Unit | 4 | 19.4 | 39.4 | 24 | 1128 | No sections available for corner units | | | | | 47 |
| 2' Coping Unit | 6 | 11.8 | 48 | 24 | 1680 | 2 | 5.9 | 24 | 12 | 840 | 70 |

Weights/Piece are approximate.

Packaging Specifications

Walls

| | | Bundle Specifications | | | | | Per Section Specifications | | | | | |
|------------------------|--------|-----------------------|-----------------|--------|--------|---|----------------------------|---------------|--------|--------|--------------|-----|
| GARDENIA LINEAR | Layers | Sq. Ft. | Lin. Ft. | Pieces | Weight | Sections | Sq. Ft. | Lin. Ft. | Pieces | Weight | Weight/Piece | |
| Linear Unit | 4 | 15.5 | 31.5 | 16 | 1424 | No sections available for Gardenia Linear | | | | | 89 | |
| 90° Corner Unit | 4 | 25.8 | 52.5 | 32 | 1440 | No sections available for corner units | | | | | 45 | |
| PROTERRA™ (SPLIT) | Layers | Sq. Ft. | Lin. Ft. | Pieces | Weight | Sections | Sq. Ft. | Lin. Ft. | Pieces | Weight | Weight/Piece | |
| Standard Unit | 3 | 18 | 29.5 | 9 | 3150 | Layer | 6 | 9.8 | 3 | 1050 | 350 | |
| Standard Double | Combo | 3 | 6 | 9.8 | 3 | 3150 | Layer | 2 | 3.3 | 1 | 1050 | 350 |
| | | 3 | 6 | 9.8 | 3 | | | 2 | 3.3 | 1 | | |
| Standard Corner Unit | 3 | 22.4 | 36.9 | 9 | 2772 | Layer | 7.4 | 12.3 | 3 | 924 | 308 | |
| Coping-Step Unit | 3 | 12 | 19.6 | 6 | 2388 | Layer | 4 | 6.5 | 2 | 796 | 398 | |
| Coping Corner/End Unit | 3 | 15.6 | 25.7 | 6 | 2088 | Layer | 5.2 | 8.6 | 2 | 696 | 348 | |
| PROTERRA™ (SMOOTH) | Layers | Sq. Ft. | Lin. Ft. | Pieces | Weight | Sections | Sq. Ft. | Lin. Ft. | Pieces | Weight | Weight/Piece | |
| Standard Unit | 3 | 18 | 29.5 | 9 | 3150 | Layer | 6 | 9.8 | 3 | 1050 | 350 | |
| Standard Double | Combo | 3 | 6 | 9.8 | 3 | 3150 | Layer | 2 | 3.3 | 1 | 1050 | 350 |
| | | 3 | 6 | 9.8 | 3 | | | 2 | 3.3 | 1 | | |
| Triple Unit | 3 | 6 | 9.8 | 3 | 3150 | Layer | 2 | 3.3 | 1 | 1050 | 1050 | |
| Standard Corner Unit | 3 | 24.6 | 40.6 | 9 | 3150 | Layer | 8.2 | 13.5 | 3 | 1050 | 350 | |
| Coping-Step Unit | 3 | 12 | 19.6 | 6 | 2388 | Layer | 4 | 6.5 | 2 | 796 | 398 | |
| Coping Corner/End Unit | 3 | 17.1 | 28.1 | 6 | 2400 | Layer | 5.7 | 9.4 | 2 | 800 | 400 | |
| MODECO ONE | Layers | Sq. Ft. | Lin. Ft. | Pieces | Weight | Sections | Sq. Ft. | Lin. Ft. | Pieces | Weight | Weight/Piece | |
| Standard Unit | 6 | 27.9 (straight) | 95.7 (straight) | 180 | 2520 | Layer | 4.7 (straight) | 16 (straight) | 30 | 420 | 14 | |
| | | 31.7 (outside) | 108.7 (outside) | | | | 5.3 (outside) | 18 (outside) | | | | |
| | | 24.1 (inside) | 82.7 (inside) | | | | 4 (inside) | 13.8 (inside) | | | | |

Weights/Piece are approximate.

online experience

We're excited to announce the launch of our brand new online home as part of the fresh, new Brampton Brick website!

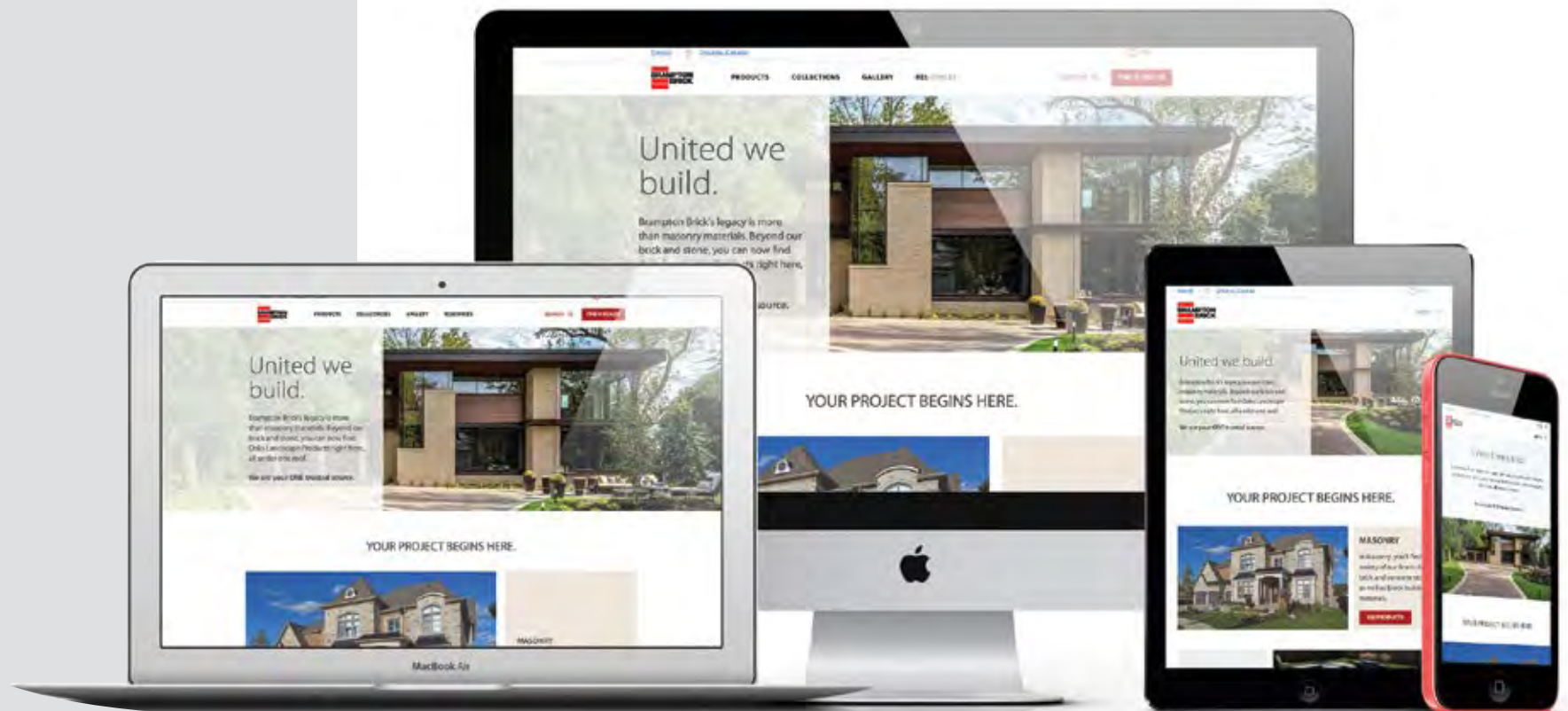
From the ground up, you can plan, design and browse all our hardscape and masonry products all from one website...

www.BramptonBrick.com

We've Moved!

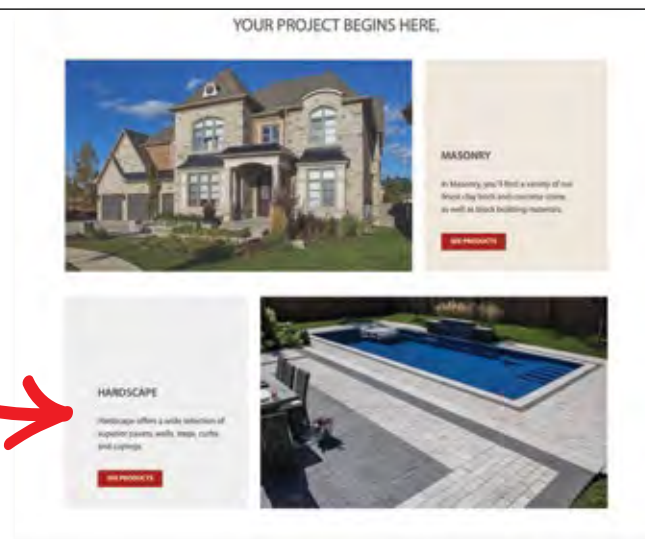
Home sweet home: as the hardscape member of the Brampton Brick Limited family of brands, Oaks Landscape Products has come home to live under one 'roof' with all the beautiful masonry products we manufacture. With curated collections spanning both masonry and hardscape products, coordinating your colours and finishes just got a little easier. Wherever possible, we serve up inspiring project photos featuring both our masonry and landscape product lines, and over time, that gallery will only grow, thanks to you.

Visit Oaks Landscape Products at BramptonBrick.com Today!

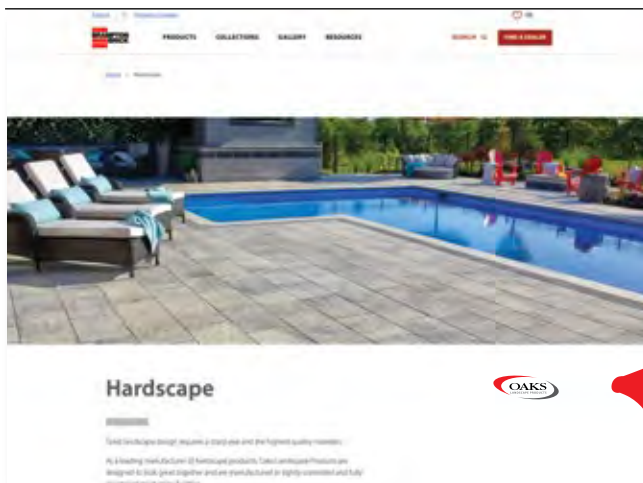


Easy To Find

Once you're on BramptonBrick.com it's easy to find what you're looking for. You can select from the main navigation menu along the top of the page, or just scroll down a little and you'll see Oaks there, too.



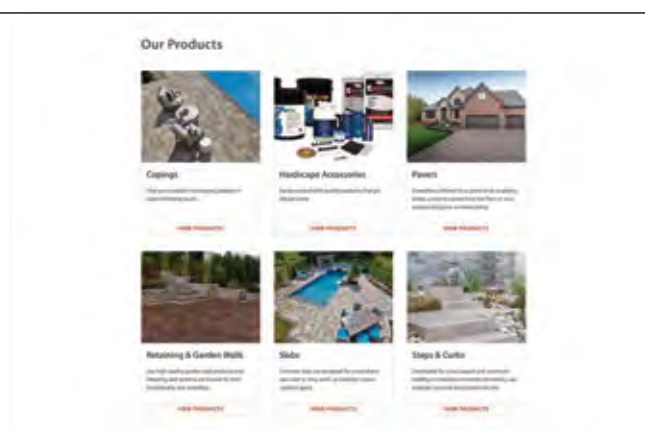
Landing on Hardscape



Whichever way you choose to navigate to our product pages, you'll know you're in the right place when you see the Oaks oval logo. All of our hardscape products are here on display for all to see, complete with all the colours, sizes and companion resources.

Our Products

You'll find all of our products categorized online just like they are in this product guide. The product pages have been designed to include white space for better readability. Click on any colour swatch to reveal specific details about features, availability and sizes.



ENHANCED Features

We've kept the tools you use most, like our Project Visualizer, Stone Calculator and our Resource Library – plus, have made improvements in these four key areas:

1 Enhanced Search

Search for products your way using a handy selection menu including product name, category, colour, texture, collection or recommended use.

2 My Saves

Pin the products you like to your own 'Save Board' to compare side-by-side and help to narrow down your selection before visiting or calling your local dealer.

3 Find a Dealer

Look up a dealer by name, or search for one close by, using a postal or zip code. You'll get their address and contact info plus, you'll be able to review their profile page to see which Oaks products are available and what is usually on hand.

4 Resources Library

Everything from brochures and literature to pattern summaries to detailed CAD pattern files to installation guidelines: it's all neatly organized in an easy to search digital library.



Masonry Products



MASONRY PRODUCT GUIDE

ONE TRUSTED SOURCE.

Brampton Brick has forged a reputation as an integrated masonry and hardscape products manufacturer. To be a single source for quality, durability and long-lasting style, we focus on developing products that work well together.

It's the trust our customers place in us that keeps us focused on our goal; to lead the way in innovation, affordability and lifetime satisfaction. We are devoted to engineering masonry and landscaping materials that stimulate an instant response. When you see homes, driveways, backyard living spaces, commercial buildings or beautifully landscaped public spaces; you see Brampton Brick products.

Visit our website to view our Masonry Products or to download the Product Guide!



Architectural Hardscape Products

Oaks Landscape Products have gained the reputation of innovation and versatility in the industrial, commercial and institutional (ICI) market. Our commitment to being supplier of choice drives the development and manufacturing of a wide variety of ICI products to meet all your structural and aesthetic design requirements.

Visit our website to view our ICI hardscape products or to download our Designer Resource Guide!



DESIGNER RESOURCE GUIDE



Paver: Presidio, Onyx with Champagne border & inset
Masonry Wall: Contempo, Dover



Brampton
225 Wanless Drive
Brampton, ON L7A 1E9

Brockville
3007 County Rd. #29
PO Box 141, Brockville, ON
K6V 5V2

Hillsdale
2108 Flos Road Four East
Hillsdale, ON L0L 1V0

Detroit
51744 Pontiac Trail
Wixom, MI 48393

Boisbriand
4200, Marcel-Lacasse
Boisbriand, QC J7H 1N3

Cambridge
P.O. Box 25059
Kitchener, ON N2A 4A5

Markham
455 Rodick Road
Markham, ON L6G 1B2

Farmersburg
1256 East County Rd. 950 N.
Farmersburg, IN 47850

Distributed by/Authorized Dealer:



On the front cover:
Slab: Nueva® Slab, Marble Grey
Pool Wall: Nueva® 75, Marble Grey
Coping: Oasis Bullnose, Dover, Suave
Steps: Nueva® Step, Marble Grey
Garden Wall: Nueva® 150, Marble Grey with Oasis, Dover coping
Stone Masonry: Granada, Polar White

On the back cover:
Slab: Molina 60mm, Cloudburst

BramptonBrick.com

CA - 1.800.709.OAKS (6257)

US - 1.800.876.OAKS (6257)



Product representations shown in this publication are intended to convey the general colour, texture and appearance of the product. Variations may occur in the manufacturing and printing process. Always select from an actual product sample.